



**HAL**  
open science

## New Photo-Induced Alkoxyarylation of 3-Methylene Isoindolinones Using Aryl Diazonium Salts

Nathan Martin, Till Bousquet, Lydie Pelinski, Eric Deniau

► **To cite this version:**

Nathan Martin, Till Bousquet, Lydie Pelinski, Eric Deniau. New Photo-Induced Alkoxyarylation of 3-Methylene Isoindolinones Using Aryl Diazonium Salts. Journées de la Chimie Organique, Nov 2022, Palaiseau, France. hal-04160138

**HAL Id: hal-04160138**

**<https://hal.univ-lille.fr/hal-04160138v1>**

Submitted on 23 Nov 2023


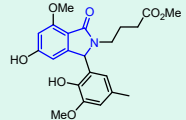
**HAL** is a multi-disciplinary open access archive for the deposit and dissemination of scientific research documents, whether they are published or not. The documents may come from teaching and research institutions in France or abroad, or from public or private research centers.

L'archive ouverte pluridisciplinaire **HAL**, est destinée au dépôt et à la diffusion de documents scientifiques de niveau recherche, publiés ou non, émanant des établissements d'enseignement et de recherche français ou étrangers, des laboratoires publics ou privés.

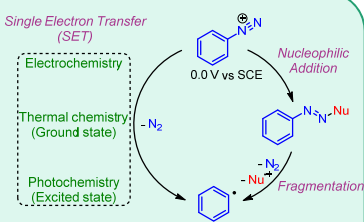
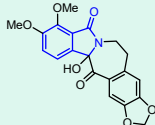
## Introduction

**Aryl diazonium salts** are a versatile source of aryl radicals. Mechanically, two pathways are available to reduced these species to aryl radical. The first corresponds to a single electron transfer and can be operated via electrochemistry, thermal chemistry or photochemistry. The second one is an addition-fragmentation strategy.<sup>1</sup>

**Daldinan A**  
antioxidant  
(*ascomyete Daldinia concentrica*)

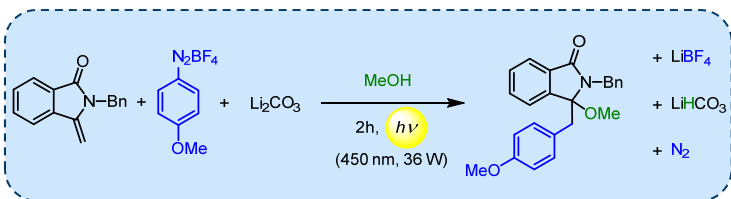


**Chilenine**  
anti-cancer  
(*Berberis empetrifolia*)



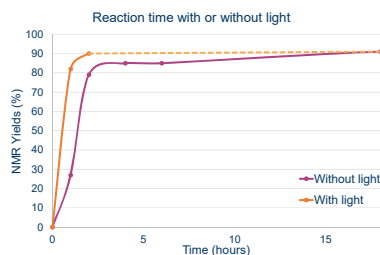
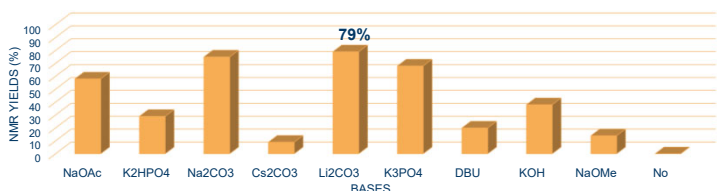
In parallel, **isoindolinones** are widely represented among natural products.<sup>2</sup> Moreover, many of these bio-sourced products have a biological activity. For example, Daldinan A<sup>3</sup> is an antioxidant produced by the mushroom *ascomyete Daldinia concentrica*. A second example is Chilenine,<sup>4</sup> which is used as an anticancer agent and is extracted from *berberis empetrifolia*.

## Reaction

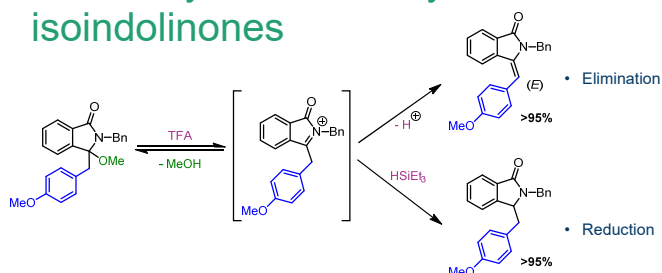


## Optimization

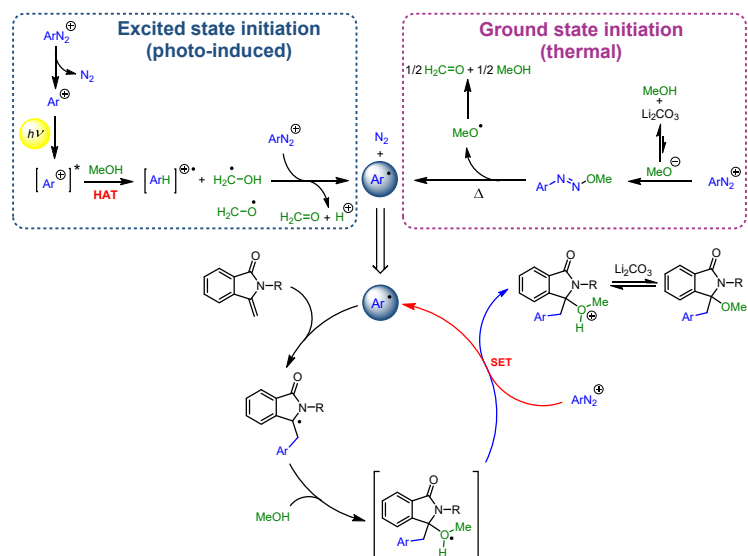
Yields / bases



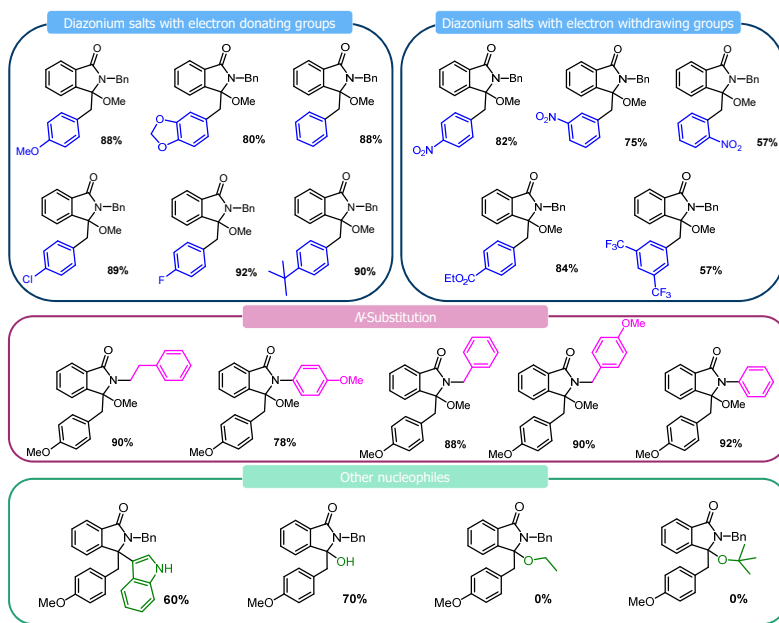
## Reactivity of 3-methoxy isoindolinones



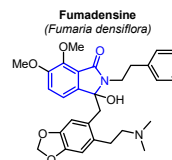
## Proposed mechanisms



## Scope



Example of a natural isoindolinone that could be obtained via the synthetic route presented in this work.



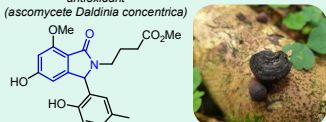
## References

- [1] Tatumashvili, E.; Chan, B.; Nashar, P.E.; McErlane, C.S.P. *Org. Biomol. Chem.* **2020**, *18*, 1812 – 1819.
- [2] Sharma, M. and coll., *Fitoterapia.* **2020**, *146*, 104722 – 104745.
- [3] Yun, B.-S. and coll. *J. Antibiot.* **2012**, *65*, 95 – 97.
- [4] Moody, C. J.; Warrellow, G. J. *Tetrahedron Lett.* **1987**, *28*, 6089 – 6092.
- [5] Govindarajan, R. and coll., *J. Org. Chem.* **2019**, *84*, 13490 – 13502.
- [6] Galli, C. *Chem. Rev.* **1988**, *88*, 765 – 792.
- [7] Witzel, S. and coll., *Cell. Rep. Phy. Sci.* **2021**, *2*, 100325 – 100339.

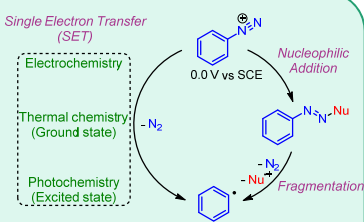
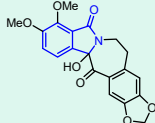
## Introduction

**Aryl diazonium salts** are a versatile source of aryl radicals. Mechanically, two pathways are available to reduce these species to aryl radical. The first corresponds to a single electron transfer and can be operated via electrochemistry, thermal chemistry or photochemistry. The second one is an addition-fragmentation strategy.<sup>1</sup>

**Daldinan A**  
antioxidant  
(*ascomycte Daldinia concentrica*)

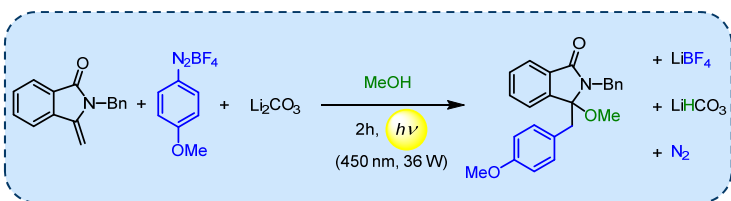


**Chilenine**  
anti-cancer  
(*Berberis empetrifolia*)



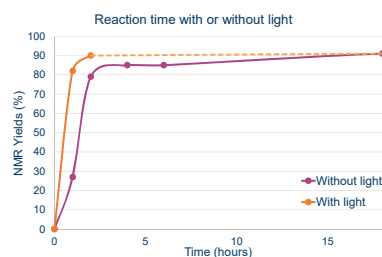
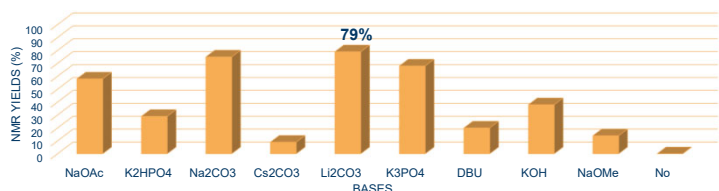
In parallel, **isoindolinones** are widely represented among natural products.<sup>2</sup> Moreover, many of these bio-sourced products have a biological activity. For example, Daldinan A<sup>3</sup> is an antioxidant produced by the mushroom *ascomycte Daldinia concentrica*. A second example is Chilenine,<sup>4</sup> which is used as an anticancer agent and is extracted from *berberis empetrifolia*.

## Reaction



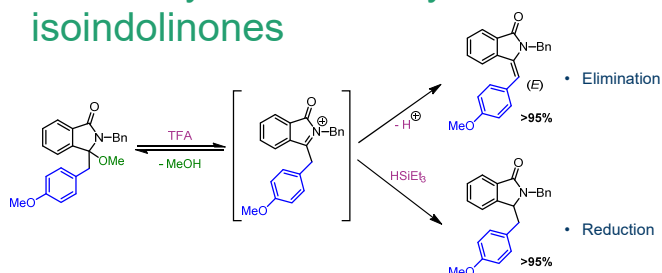
## Optimization

Yields / bases

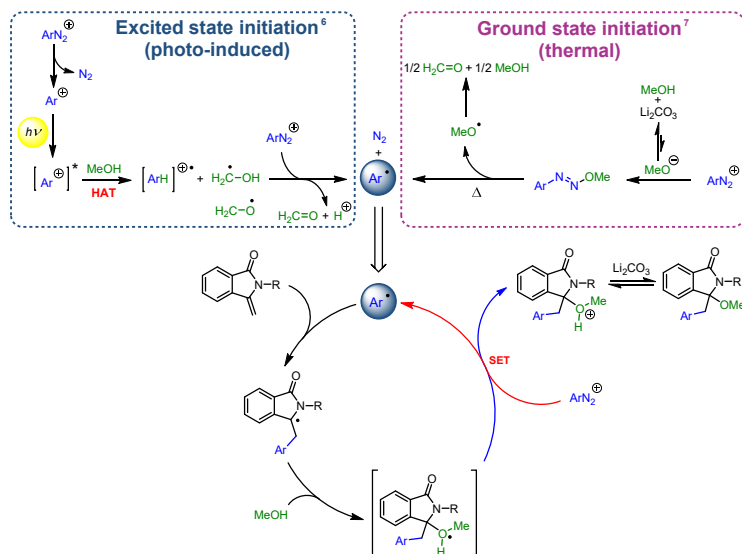


The reaction times were compared with and without irradiation under standard conditions. The reaction peaks at around 90% yield after 16h without irradiation. The same phenomenon is observed under irradiation in only 2h.

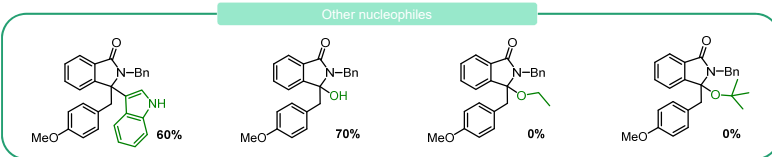
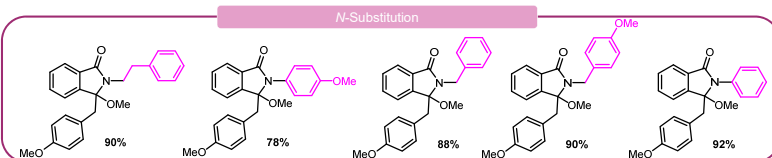
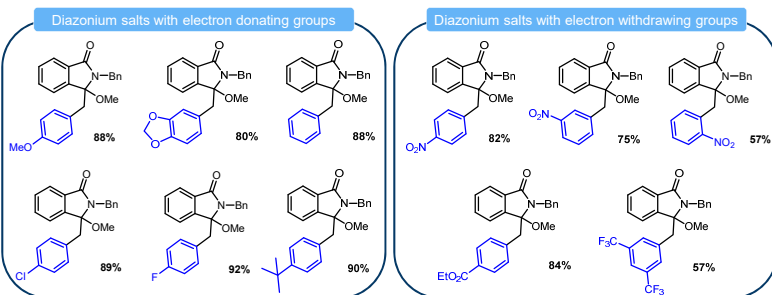
## Reactivity of 3-methoxy isoindolinones



## Proposed mechanism<sup>5</sup>

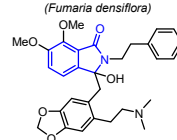


## Scope



Example of a natural isoindolinone that could be obtained via the synthetic route presented in this work.

**Fumadensine**  
(*Fumaria densiflora*)



## References

- [1] Tatumashvili, E.; Chan, B.; Nashar, P.E.; McErlan, C.S.P. *Org. Biomol. Chem.* **2020**, *18*, 1812 – 1819.
- [2] Sharma, M. and coll., *Fitoterapia.* **2020**, *146*, 104722 – 104745.
- [3] Yun, B.-S. and coll. *J. Antibiot.* **2012**, *65*, 95 – 97.
- [4] Moody, C.J.; Warrelow, G.J. *Tetrahedron Lett.* **1987**, *28*, 6089 – 6092.
- [5] Govindarajan, R. and coll., *J. Org. Chem.* **2019**, *84*, 13490 – 13502.
- [6] Galli, C. *Chem. Rev.* **1988**, *88*, 765 – 792.
- [7] Witzel, S. and coll., *Cell. Rep. Phy. Sci.* **2021**, *2*, 100325 – 100339.