



HAL
open science

Plausible PEPPSI catalysts for direct C-H functionalization of five-membered heterocyclic bioactive motifs: synthesis, spectral, X-ray crystallographic characterizations and catalytic activity.

D. Bensalah, L. Mansour, Mathieu Sauthier, N. Gurbuz, I. Özdemir, L. Beji, R. Gatri, N. Hamdi

► To cite this version:

D. Bensalah, L. Mansour, Mathieu Sauthier, N. Gurbuz, I. Özdemir, et al.. Plausible PEPPSI catalysts for direct C-H functionalization of five-membered heterocyclic bioactive motifs: synthesis, spectral, X-ray crystallographic characterizations and catalytic activity.. RSC Advances, 2023, RSC Adv, 13 (45), pp.31386-31410. 10.1039/d3ra06334h . hal-04311682

HAL Id: hal-04311682

<https://hal.univ-lille.fr/hal-04311682>

Submitted on 28 Nov 2023

HAL is a multi-disciplinary open access archive for the deposit and dissemination of scientific research documents, whether they are published or not. The documents may come from teaching and research institutions in France or abroad, or from public or private research centers.

L'archive ouverte pluridisciplinaire **HAL**, est destinée au dépôt et à la diffusion de documents scientifiques de niveau recherche, publiés ou non, émanant des établissements d'enseignement et de recherche français ou étrangers, des laboratoires publics ou privés.



Distributed under a Creative Commons Attribution - NonCommercial 4.0 International License


 Cite this: *RSC Adv.*, 2023, **13**, 31386

Plausible PEPSI catalysts for direct C–H functionalization of five-membered heterocyclic bioactive motifs: synthesis, spectral, X-ray crystallographic characterizations and catalytic activity†

 Donia Bensalah,^a Lamjed Mansour,^b Mathieu Sauthier,^c Nevin Gurbuz,^{de} Ismail Özdemir,^{de} Lotfi Beji,^f Rafik Gatri^g and Naceur Hamdi *^a

In this study, a series of benzimidazolium salts were synthesized as asymmetric N-heterocyclic carbene (NHC) precursors. Nine novel palladium complexes with the general formula [PdX₂(NHC)(pyridine)] were synthesized using benzimidazolium salts in the PEPSI (Pyridine Enhanced Precatalyst Preparation, Stabilization and Initiation) theme. All synthesized Pd(II) complexes are stable. The synthesized compounds were thoroughly characterized by respective spectroscopic techniques, such as ¹HNMR, ¹³C NMR, FTIR spectroscopy, X-ray crystallography and elemental analysis. The geometric structure of the palladium N-heterocyclic carbene has been optimized in the framework of density functional theory (DFT) using the B3LYP-D3 dispersion functional with LANL2DZ as a basis set. The on/off mechanism of pyridine assisted Pd–NHC complexes made them the best C–H functionalized catalysts for regioselective C-5 arylated products. Five membered heterocyclic compounds such as 2-acetyl furan, furfuryl acetate 2-acetylthiophene and N-methylpyrrole-2-carboxaldehyde were treated with numerous aryl bromides and arylchlorides under optimal catalytic reaction conditions. Interestingly, all the prepared catalysts possessed essential structural features that facilitated the formation of desired coupling products in quantitative yield with excellent selectivity. The arylation reaction of bromoacetophenone was highly catalytically active with only 1 mol% catalyst loading at 150 °C for 2 hours. To check the efficiency of the synthesized complexes, three different five member heterocyclic substrates (2-acetylfuran, 2-acetylthiophen, 2-propylthiazole) were tested with a number of aryl bromides bearing both electron-donating and electron-withdrawing groups on *para* position. The data in Tables 2–4. Indicated that electron-donating groups on the *para* position of aryl halide decreased the catalytic conversion while electron-withdrawing groups increased the catalytic conversion this was due to the high nucleophilicity of the electron-donating substituents.

 Received 17th September 2023
 Accepted 8th October 2023

DOI: 10.1039/d3ra06334h

rsc.li/rsc-advances

1 Introduction

The synthesis of arylated heterocyclic compounds has attracted extensive attention due to their biological and physical properties. Bi(hetero)aryl compounds can be prepared by Pd-catalyzed reactions such as Stille, Suzuki, Kumada or Negishi

cross-coupling reactions.^{1–5} However, such reactions require organometallic nucleophiles and generate stoichiometric by-products. As early as 1985, Ohta *et al.* reported the direct arylation of heteroarenes with aryl halides *via* C–H bond activation using Pd(PPh₃)₄ catalysts.^{6–8} Owing to these exciting results, the Pd-catalyzed direct arylation of multiple heteroarenes has

^aResearch Laboratory of Environmental Sciences and Technologies (LR16ES09), Higher Institute of Environmental Sciences and Technology, University of Carthage, Hammam-Lif, Tunisia. E-mail: naceur.hamdi@isste.rnu.tn; Tel: +96 6556394839

^bZoology Department, College of Science, King Saud University, P. O. Box 2455, Riyadh 11451, Saudi Arabia

^cEcole Nationale Supérieure de Chimie de Lille, Unité de Catalyse et Chimie du Solide, UMR CNRS 8181, USTL, BP 90108, Villeneuve d'Ascq, 59652, France

^dDepartment of Chemistry, Faculty of Science and Art, İnönü University, Malatya, 44280, Turkey

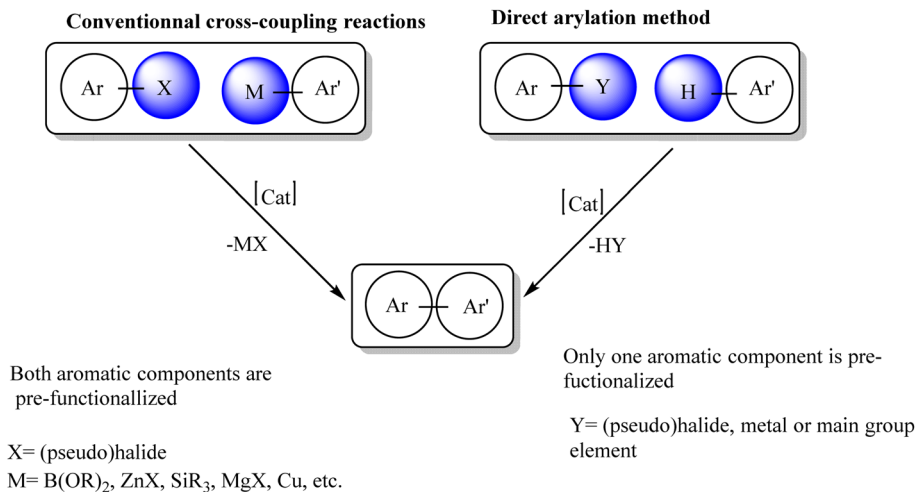
^eİnönü University, Catalysis Research and Application Center, Malatya, 44280, Turkey

^fDepartment of Physics, College of Sciences and Arts at Arras, Qassim University, Saudi Arabia

^gLaboratoire de Synthèse Organique Sélective et Hétérocyclique Évaluation Biologique LR17ES01 Faculté des Sciences de Tunis Campus Universitaire, Université de Tunis El Manar, 1092, Tunis, Tunisia

† Electronic supplementary information (ESI) available. CCDC 2294603. For ESI and crystallographic data in CIF or other electronic format see DOI: <https://doi.org/10.1039/d3ra06334h>





Scheme 1 Comparison of conventional cross-coupling reactions and direct arylation method.

emerged as a very powerful approach to obtain a variety of arylated heterocycles in a simpler and more environmentally friendly manner.^{9–19} This approach is very attractive because it avoids the preparation of organometallic derivatives and the main by-product of the reaction is the base attached to HX rather than the metal salt (Scheme 1).^{20–36}

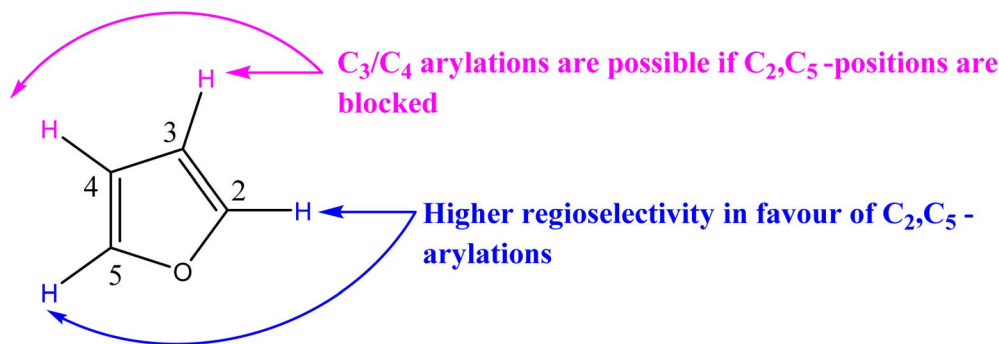
Catalytic functionalization of C–H bonds present on arene and heteroarene backbones of commonly used organic building blocks is a powerful transformation in the modern era of step-economic chemical synthesis.³⁷ Extensive research efforts, dedicated over several decades, blossomed a myriad of highly efficient homogeneous transition-metal catalysts for such an important transformation. Within the impressive library of metal complexes, the PdII–N-heterocyclic carbene (NHC) systems recently gained extraordinary attention for oxidative C–H transformation catalysis involving PdII/PdIV cycles, probably due to the strong σ -donation effect of NHC ligands in favoring efficient turn-over of high-valent Pd intermediates.^{38,39} Importantly, to exploit the diverse practical advantages primarily associated with the catalyst's reusability, separation, and compatibility to flow technology, a current focus intends to mould many Pd complexes including Pd–NHCs into single-site heterogeneous versions.⁴⁰

Following these pioneering studies, the palladium-catalyzed direct arylation of heteroarenes with aryl halides has emerged as a practical and attractive approach for the synthesis of bi(hetero)aryls. To date, a large number of researchers have reported the palladium-catalyzed direct arylation of heteroarenes, especially five-membered heterocycles, such as thiophene⁴¹ and furan.⁴² N-heterocyclic carbene (NHC) is a neutral two-electron donor, considered a strong Lewis base and an excellent nucleophile, binding with metals better than phosphines.⁴³ One of the main characteristics of NHCs is their stability compared to other classes of ligands. The strong σ -donor ability but poor π -accepting ability of NHC ligands leads to the formation of many stable metal–NHC complexes. Another feature of NHCs is that they can be tuned by adding various

substituents to obtain complexes with desired electronic and steric properties.⁴⁴

N-Heterocyclic carbenes (NHCs) are nitrogen-based heterocyclic compounds containing a divalent carbon atom. Previously, many researcher tried numerous synthetic methods to isolate the stable NHCs, but they were not successful until the first stable free-carbene was isolated in 1991 as a crystal solid by Arduengo and coworkers.⁴⁵ Since then, the number of studies in carbene chemistry have increased considerably, and have become a stable in research laboratories throughout the world. Today, NHCs are one of the important classes of ligands for coordination chemistry. NHCs have strong σ -donating but, weak π -accepting properties, which show excellent support to stabilise various oxidation states of transition-metal. Also, they can provide steric and electronic properties for optimal design of transition-metal complexes.^{46–52} The modification at the nitrogen atoms of the NHCs significantly influence the reactivity and binding affinity of the ligand, thus NHCs make strong metal–carbon bond with different metals. Transition-metal complexes of NHCs are used as strong-, reactive-an selective-catalysts in many chemical reactions. Initially, the metal–NHC complexes were used extensively as a catalyst in organic transformations such as C–C, C–heteroatom cross-couplings, and C–H functionalization.^{53–64} In recent years, due to their strong σ -donors and easily tunable steric properties, low-toxic N-heterocyclic carbenes (NHCs) have been considered as effective ligands, which have the potential to overcome the shortcomings of phosphine-based catalytic instability and lead to achieve excellent catalytic performance.^{55–66} Doucet *et al.* for the first time, benzimidazolyl (NHCs)–Pd precatalysts have been shown to efficiently produce arylated thiophenes with a palladium loading of 1 mol% at 150 °C.⁶⁷ In pyridine-enhanced precatalyst preparation stabilization and initiation (PEPPSI)-type palladium–NHC complexes, the methylene or phenylene linker of the NHC ligand allows additional degrees of rotation, which can guide the carbene ligand away from the metal center and avoid overloading. In addition, these ligands have flexible





Scheme 2 Most favourable positions of furans for direct arylations.

steric volumes that avoid steric crowding around the metal center caused by ligand chelation with N-substituents.

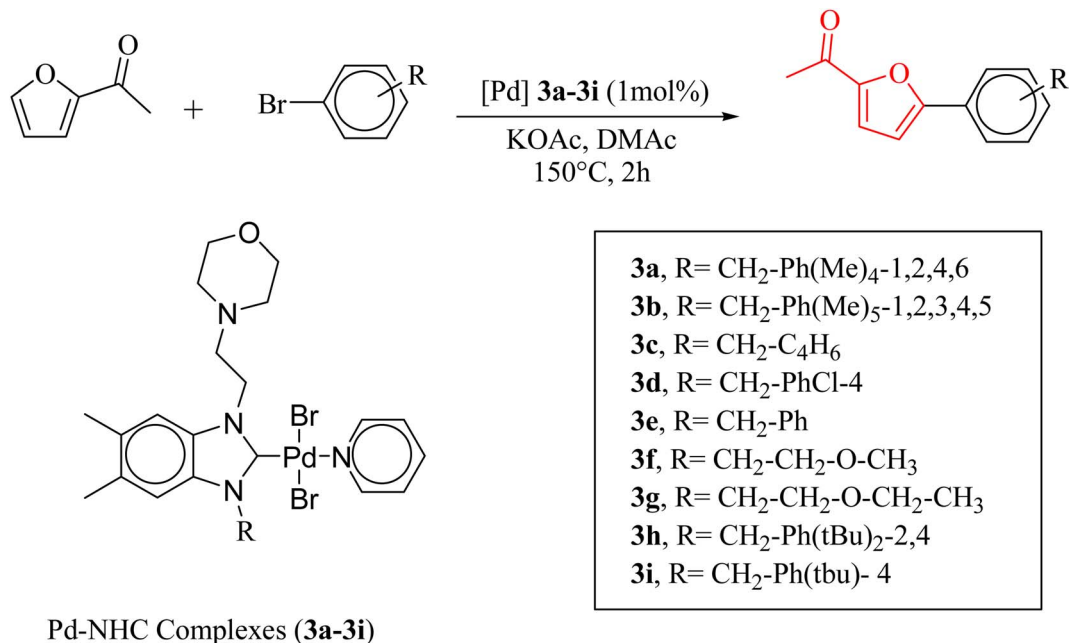
The design and synthesis of such PEPPSI-type palladium–NHC complexes has attracted great interest. In addition, substituents on NHC ring nitrogen atoms can change electronic and steric properties, which are important for their use as ligands in catalytic reactions. The first metal complexes containing NHC ligands were reported in 1968,⁶⁸ but these ligands received little attention during those years. However, after the first isolation and characterization of stable free NHCs in 1991,⁶⁹ interest in these ligands grew exponentially. Next, the first use of NHC in the Pd-catalyzed Heck reaction in 1995 (ref. 70) brought a new class of ligands into the field of catalysis. Today, NHCs are one of the most widely used ligand classes in organometallic chemistry and catalysis. After the discovery of Organ's PEPPSI (Pyridine Enhanced Precatalyst Preparation, Stabilization and Initiation) Pd complexes,⁷¹ Such complexes exhibit remarkable catalytic activity in various carbon–carbon and carbon–heteroatom coupling reactions. The PEPPSI-themed Pd–NHC complexes represent a new class of Pd catalysts that are quite different from other Pd–NHC complexes and are easier to synthesize and use.⁷² In recent years, Pd complexes containing PEPPSI have been developed for direct use as efficient arylation catalysts with successful results.⁷³ In this regard, we have recently successfully reported the synthesis and structural characterization of PEPPSI-like Pd complexes with different NHC ligands and examined the catalytic activity of these complexes in direct arylation reactions.⁷⁴

In our previous research,^{75–79} we reached the conclusion that the presence of electron-donating and bulky substituents on the nitrogen of the carbene ligand, along with substituents possessing lipophilic properties, enhances the antimicrobial activity of the Pd–NHCs. Due to this finding, we have chosen to prioritize sterically bulky benzyl substituents. Regarding the properties of the NHC ligand structure, the increase of electron-donating substituents can facilitate the oxidative addition process, while the bulky ligands can enhance the reductive elimination rate in the catalytic cycle.⁸⁰ It has been hypothesized that sufficiently large NHC catalysts can protect the palladium center and inhibit catalyst degradation when exposed to air.⁸¹ According to ref. 82, positions C₂ and C₅ are favored due to the acidic nature of the H atom. The electronegativity of the oxygen

atom results in more acidic protons at the C₂ and C₅ positions. C₃ and C₄ are unfavorable due to the higher electron density of the H atom. However, positions C₃ and C₄ can be arylated when C₂ and C₅ are blocked. In conclusion, controlling the regioselectivity of Pd-catalyzed direct arylation of furan derivatives remains a challenge (Scheme 2). In the case of unsubstituted furans, C₂-arylated furans and in general, C₂,C₅-diarylated furans have been observed. The use of protecting groups such as esters at the C₂ position enables the selective production of C₅ monoarylated furans. Only some examples of C₂ arylation of 3-substituted furans or C₄ arylation with asymmetric 2,5-disubstituted furans have been reported. To be able to predict the regioselectivity of such arylations, it is necessary to investigate the influence of the nature of the coupling partner and the furanic substituent.

The significance of palladium(II) complexes lies in their ability to facilitate the creation of innovative metallodrugs. This is primarily due to their structural and electronic similarities to platinum(II) complexes. Numerous Pd(II) complexes have been documented in literature as potential agents in the fight against viruses, fungi, microbes, and tumors. Other studies have explored their interactions with DNA and bovine serum albumin (BSA), as well as their cytotoxic and antioxidant properties. Given the growing problem of bacterial resistance to existing antibiotics, there is a pressing need for the discovery of new complexes with antibacterial capabilities. As a result, recent efforts have been focused on the development of new palladium(II) drugs that specifically target multi-resistant bacterial strains.^{64–73} In this report, we present the successful creation of nine novel Pd–NHC complexes (3a–3i) following the PEPPSI theme. These complexes are represented by the general formula [PdX₂(NHC)(pyridine)], where X can be either Cl or Br, and NHC refers to 1,3-disubstituted benzimidazole-2-ylidene. Various spectroscopic techniques were utilized to thoroughly characterize these complexes. Additionally, we conducted catalytic experiments using all Pd catalysts, specifically in the direct arylation of furan derivatives with aryl bromides. The experiments were conducted with a catalyst loading of 1 mol%, as depicted in Scheme 3. To optimize the yields of the mono-arylated products, the reactive C₂-position of heteroarenes was intentionally blocked.





Scheme 3 Pd-catalyzed direct arylation of C₂-substituted furan derivatives with aryl bromides.

Herein, we now report the successful synthesis of nine new PEPPSI-themed Pd-NHC complexes (**3a-3i**) of the general formula [PdX₂(NHC)(pyridine)], (X = Cl, Br; NHC = 1,3-disubstituted benzimidazole-2-ylidene), and their full characterization by various spectroscopic techniques. These complexes were found active against C-H bond activation of five membered heterocyclic compounds (Scheme 3). The reactive C₂-position of heteroarenes was blocked in order to maximize the yields of the monoarylated products.

2 Results and discussion

2.1. Preparation of benzimidazolium salts 2

To initiate the *N*-alkylation reaction, 5,6-dimethylbenzimidazole (1 mmol) and 4-(2-chloroethyl)morpholine (1 mmol) were combined, and the reaction was conducted at room temperature for a duration of 2 hours in the presence of KOH. This procedure yielded the desired starting material, 1-(2-morpholinoethyl)-5,6-dimethylbenzimidazole (**1**). Subsequently, the precursor (**2**) was synthesized *via* the quaternization of intermediate (**1**) using the same alkyl halide in toluene. This reaction was carried out under reflux for 48 hours at 80 °C in degassed dimethylformamide. Scheme 4 illustrates this process. The resulting 5,6-dimethylbenzimidazolium salts were successfully obtained and purified as white solids that are resistant to both air and moisture. The yield of these salts exceeded 72%. The structures of the salts were conclusively determined through analysis of their characteristic spectroscopic data and elemental compositions. In the ¹³C NMR spectra of **2a-i**, the characteristic signals of the imino carbon, (NCHN) were detected as typical singlets at δ 142.4, 142.1, 142.07, 143.2, 143.3, 142.8, 142.5, 152.2 and 152.5 ppm, respectively. The ¹H NMR signals of the C(2)-H protons were

observed as sharp singlets at chemical shifts of δ 10.16, 9.94, 11.03, 11.61, 11.57, 11.06, 11.08, 11.17 and 11.08 ppm, respectively for **2a-i**, and further supported the assigned structures. These NMR values were in line with those found for other benzimidazolium salts of the literature.⁸³ The formation of the benzimidazolium salts were also evidenced by their IR spectra, which showed (CN) bond absorption at ν 1556, 1557, 1562, 1563, 1566, 1566, 1563, 1564 and 1557 cm⁻¹ for the respective CN bond vibration of **2a-i**.

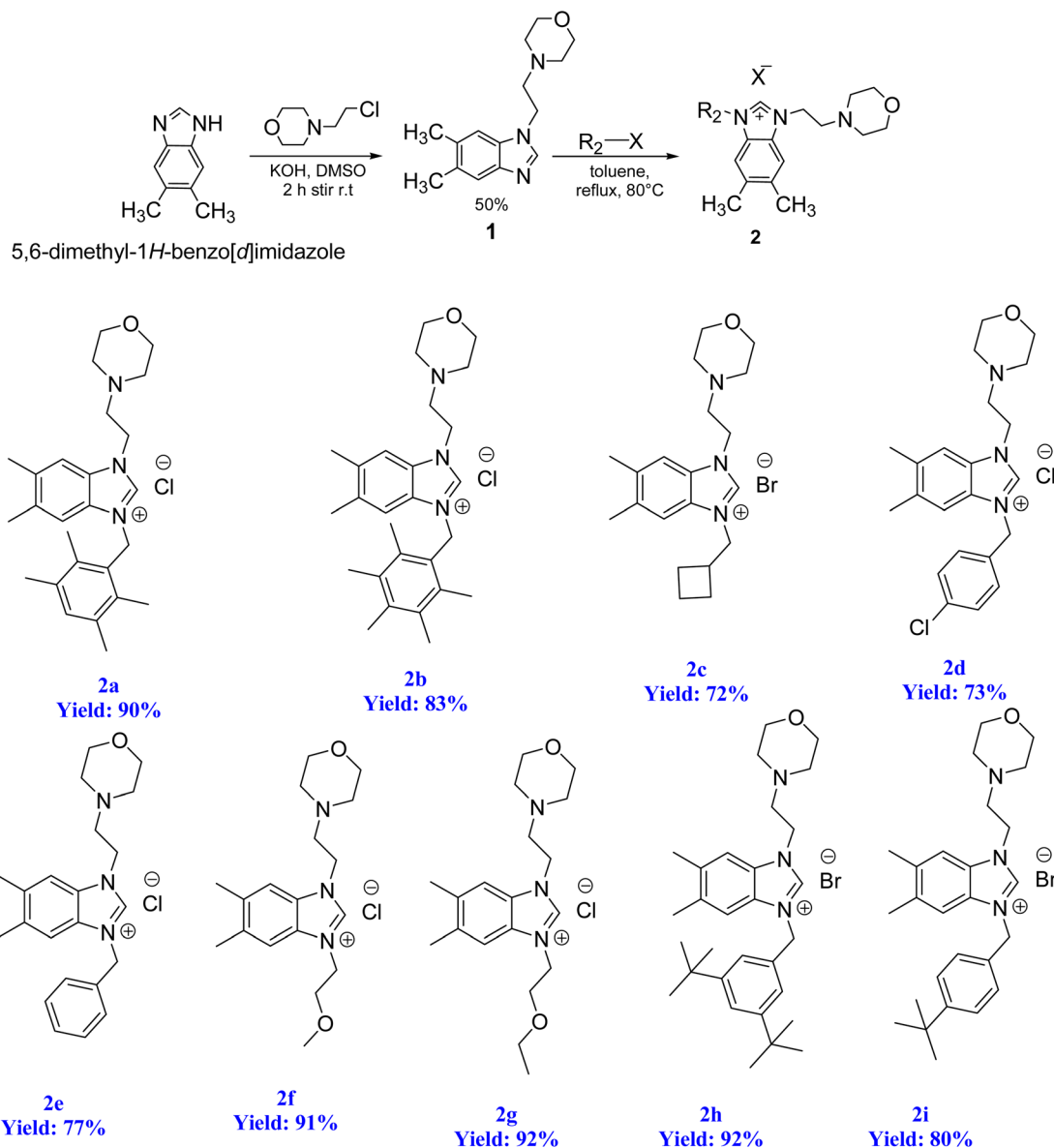
2.2. Preparation of the PEPPSI-Pd(II)-N-heterocyclic carbene (NHC) complexes 3a-i

Organ's methodology from 1975 was utilized in the preparation of the new complexes (**3a-i**). The process for creating the PEPPSI-type palladium-NHC complexes (**3a-i**) is outlined in Scheme 5. To accomplish this, the benzimidazolium salts were combined with PdCl₂ in the presence of an excessive amount of K₂CO₃ and KBr in pyridine at a temperature of 80 °C for 16 h. Subsequently, the complexes were obtained through recrystallization, resulting in air and moisture resistant bright yellow crystals with a high yield (Scheme 5).

The stability of these complexes was observed in both solution and solid state, demonstrating resistance to exposure from air, light, and moisture. Furthermore, these Pd-PEPPSI-NHC complexes **3** are soluble in most organic solvents, such as CH₂Cl₂, CHCl₃, EtOAc and DMSO, with the exception of non-polar ones, such as pentane, hexane and Et₂O.

The verification of the existence of the complexes was established by means of FT-IR, ¹H NMR, and ¹³C{¹H} NMR spectroscopic techniques as well as elementary analysis. These spectroscopic methods, known for their reliability, are in agreement with the suggested formula. The absence of the characteristic signals of the imino carbon (143–144 ppm) and



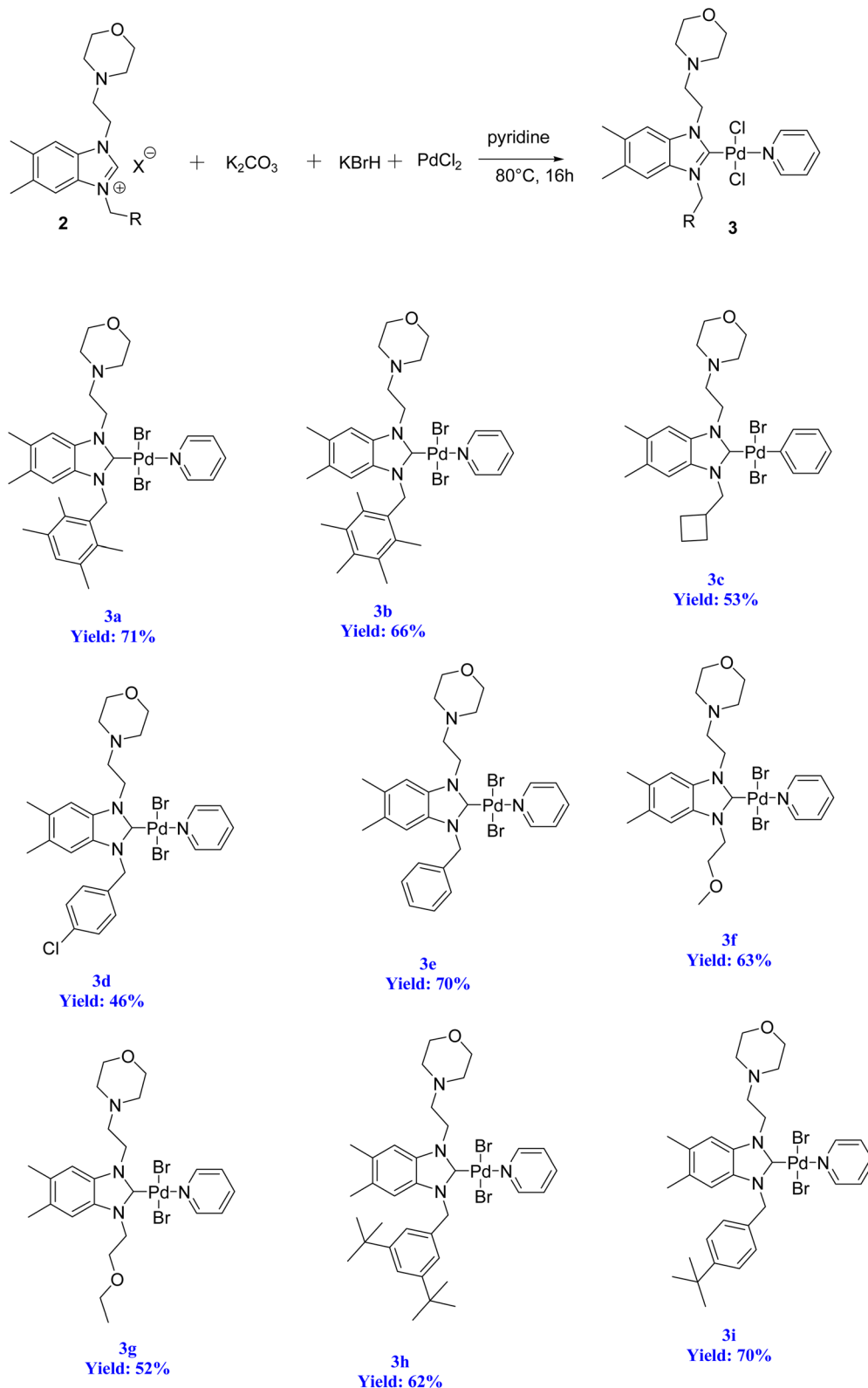


Scheme 4 Synthesis of *N*-alkylated benzimidazole (1) and benzimidazolium salts (2).

the acidic imino proton (10–12 ppm) in the ¹³C NMR and ¹H NMR spectra, which were present in the salts (2a–i), indicates the formation of the NHC–carbenes and their coordination to create the PEPPSI type palladium–NHC complexes. The signal of the benzylic proton (N–CH₂–Ar) belonging to the Pd–NHC complexes 3a–i complexes was observed as a distinct singlet at approximately δ 6.03 ppm, 6.06 ppm, 4.97 ppm, 5.98 ppm, 6.08 ppm, 4.83 ppm, 4.96 ppm, and 6.05 ppm respectively. The proton signals for the pyridine ring exhibit a downfield shift, while the signals for the aromatic protons are observed between 7.11 and 7.77 ppm. In the ¹H NMR spectra, distinct signals corresponding to the aromatic hydrogens of the pyridine ring are detected at δ = 8.98, 7.71, and 7.29 ppm. These signals indicate that the pyridine ring coordinates with the palladium center, resulting in the formation of PEPPSI-type palladium complexes 3. In the ¹³C NMR spectra, the aromatic carbon

signals of the pyridine ring are observed at δ = 152.8, 152.2, and 128.1 ppm. The characteristic Pd–C2–carbene signals of the Pd–complex (3i) appear as a singlet at δ = 163.5 ppm in the ¹³C NMR spectra. The aromatic carbons of the benzene ring resonate between 112.03 and 152.6 ppm. These findings are consistent with the data obtained from similar complexes.^{84,85} The contents of C, H, and N in palladium PEPPSI-type complexes 3a–i were determined by elemental analysis. The results agreed well with the theoretical formula of the complexes. The obtained fragments are typical for each palladium PEPPSI-type complexes 3a–i and can provide further evidence for the characterization of the examined compounds. After the characterization of these complexes, their catalytic performances were evaluated as catalysts in direct C₅-arylation of 2-acetylfuran derivatives.



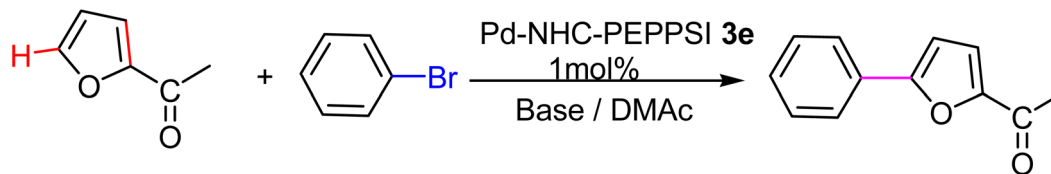
Scheme 5 Synthesis of PEPPSI-Pd(II)-N-heterocyclic carbene (NHC) complexes **3a-i**.

2.2.1 Crystal structure. The complex *trans*-[Pd(py)(L)Br₂] forms monoclinic crystals in space group *C2/c* (Table 1) and, as expected, the structure is built up from mononuclear units.

Structural data for carbene complexes of Pd(II) are abundant,⁸⁶ but species derived from PdBr₂ (rather than PdCl₂) are relatively rare,^{87,88} with only 2 entries⁸⁹ in the Cambridge Structural



Table 1 Optimization conditions of the arylation of 2-acetylfuran with bromobenzene by using PEPPSI–Pd(II)–N-heterocyclic carbene (NHC) complex **3e**^a



Entry	Base	Time (h)	Temp. [°C]	Conversion ^b [%]	Yield ^c [%]
1 ^d	KO ^t Bu	2	100	—	—
2	KO ^t Bu	0.5	100	76	74
3	KO ^t Bu	1	100	92	88
4	KO ^t Bu	1.5	100	95	90
5	KO ^t Bu	2	100	95	91
6	KO ^t Bu	0.5	130	93	90
7	KO ^t Bu	1	130	94	88
8	KO ^t Bu	1.5	130	93	91
9	KO ^t Bu	2	130	92	90
10	KO ^t Bu	2	150	98	95
11	KOAc	0.5	150	75	65
12	KOAc	1	150	89	78
13	KOAc	1.5	150	85	82
14	KOAc	2	150	96	85
15	KOAc	3	150	83	76
16	KOAc	4	150	66	83
17	KO ^t Bu	2	90	68	75
18	Na ₂ CO ₃	2	150	56	62
19	K ₂ CO ₃	2	150	45	55
20	Cs ₂ CO ₃	2	150	69	72
21	NaOAc	2	150	62	67

^a Reaction conditions: 2-acetylfuran (2.0 mmol), *p*-bromobenzene (1.0 mmol), base (2.0 mmol), DMAc (2 mL), catalyst (1 mol%). ^b Conversion of the aryl bromide. ^c Yield of product were determined by GC with dodecane as internal standard. ^d Without any [Pd] catalyst.

Database (CSD), being of those where both bromide anions are coordinated as in the present case. Thus, the Pd(II) coordination sphere (Fig. 1) has a distorted square planar form, with Pd(01)–C(008) 1.957(4) Å, Pd(01)–N(006) 2.100(4) Å, Pd(01)–Br(02) 2.4471(7) Å and Pd(01)–Br(03) 2.4414(7) Å, and C(008)–Pd(01)–N(006) 179.1(2)°, Br(02)–Pd(01)–Br(03) 174.1(1)°, C(008)–Pd(01)–Br(02) 88.6(1)°, C(008)–Pd(01)–Br(03) 89.4(1)°, N(006)–Pd(01)–Br(02) 91.8(1)° and N(006)–Pd(01)–Br(03) 90.3(1)°. While the Pd–Br bond lengths are very similar to those in other PdBr₂(NHC)₂ complexes (values of 2.444(1), 2.438(1), 2.4335(4) Å),³² the Pd–C(carbene) bond length is considerably shorter than in those species (2.012(4), 2.039(7) Å), presumably because here the bound C-atom is *trans* to a relatively weak pyridine-N donor. In fact, the Pd–C bond length is very close to that observed in a true PEPPSI complex of PdCl₂ (1.964(3) Å, for example⁹⁰). The large carbene-N substituents appear to effectively block the axial sites on Pd, though with no indication of significant anagostic Pd⋯H interactions.⁹¹ The Hirshfeld surface obtained with CrystalExplorer⁹² (Fig. 2) shows the only interactions exceeding dispersion to be Br⋯Br halogen bonds (Br(02)⋯Br(03) 3.6607(8) Å). These lead to the formation of extended columns of the complex units running parallel to [001] and indicate that one way in which the complex might interact

with biomolecules could be through acceptance of a nucleophilic donor on coordinated bromide, though the lability of Pd(II)–Br bonds in aqueous media⁹³ renders more probable interactions occurring through nucleophilic substitution on the metal ion.

2.2.2 Using PEPPSI Pd–NHC catalysts, direct C₅-arylation of various heteroaromatic groups with arylbromides. The field of chemical sciences has witnessed significant advancements in recent years, leading to the exploration of green and sustainable transformations. This discovery poses a significant challenge for organic chemists, as the focus has shifted from solely producing organic compounds to doing so in an efficient and environmentally friendly manner. One promising method to achieve this is by directly transforming a C–H bond into a C–C bond, as it offers a relatively clean and efficient approach. Over the past few decades, several well-developed processes have been documented for the conversion of aromatic C–H bonds into C–C and C–X bonds. These processes often involve the use of metal complexes such as Ru, Rh, and Pd as catalysts. While it is undeniable that direct arylation cannot fully replace the powerful Suzuki–Miyaura coupling, it does address three key issues that make it an attractive option for sustainable chemistry. (i) Organic halides are much more expensive than the



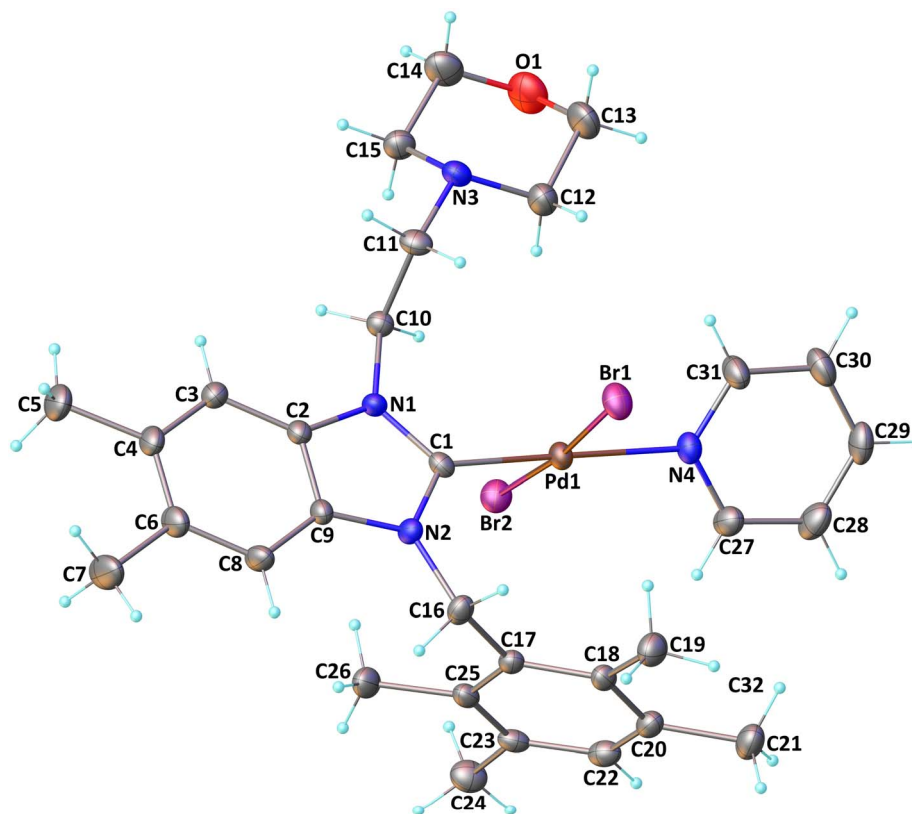


Fig. 1 Molecular structure of complex 3 showing the atom-numbering scheme.

corresponding arenes; (ii) halides are not friendly to the environment; (iii) the processes using halides generate undesirable waste products (Scheme 6). In recent times, there have been notable endeavors to establish a direct connection between boronic acid derivatives and C–H bonds. A significant breakthrough in this area was achieved by Murai and his colleagues, who successfully conducted the direct arylation of acetophenones using boronic esters as catalysts and Ru(0) as the medium. Furthermore, the *ortho* alkylation and arylation at sp^2 or sp^3 C–H centers were reported by Yu and his team,^{94,95} utilizing boronic acids and boronic esters. These reactions were carried out on substrates with specific directing groups, such as

pyridinyl and carboxylic acids. Additionally, Sames *et al.* Presented their findings on the arylation at an sp^3 C–H center, adjacent to the nitrogen atom of piperidine, using aryl boronic esters and a Ru(0) catalyst. In our own research, we focused on the direct arylation at sp^2 C–H centers, located *ortho* to an *N*-alkyl acetamino group. This was achieved through the utilization of free boronic acids, a Pd(II) catalyst, and the presence of $Cu(OTf)_2$ and Ag_2O . With the development of chemical sciences, the discovery of green and sustainable transformations has been identified as a major challenge for organic chemists. It is no longer appropriate just to produce the organic compounds, but it is important also to generate the products in the most efficient and environmentally friendly way. Direct transformation of a C–H bond into a C–C bond is a relatively clean and efficient method for meeting such goals.⁹⁶ In the past few decades, well developed processes have been reported for the transformation of aromatic C–H bonds to C–C bonds and C–X bonds, including catalytic processes utilizing metal complexes such as Ru, Rh, and Pd.⁹⁷ Undoubtedly, direct arylation cannot replace the powerful Suzuki–Miyaura coupling, but in some cases this improvement does address three issues that make it attractive for sustainable chemistry: (i) organic halides are much more expensive than the corresponding arenes; (ii) halides are not friendly to the environment; (iii) the processes using halides generate undesirable waste products (Scheme 6). Recent efforts have been made towards the direct cross coupling of boronic acid derivatives with C–H bonds. Murai and co-

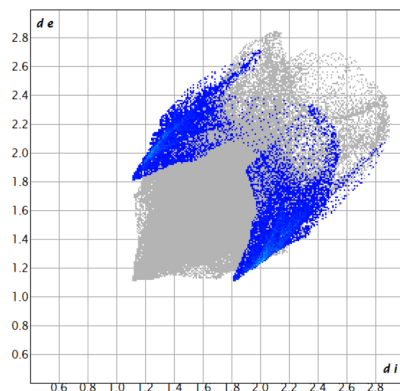
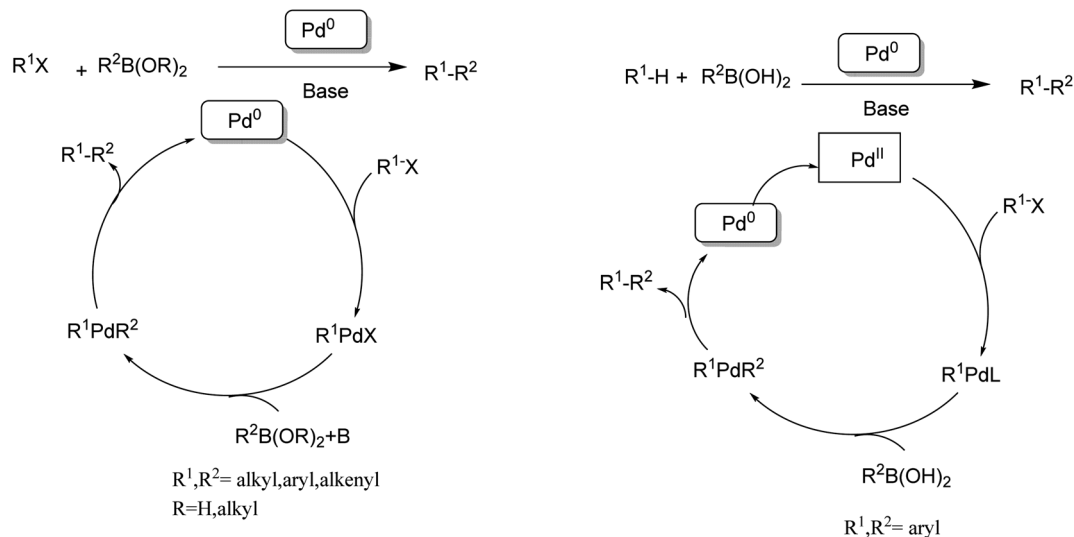


Fig. 2 2D fingerprint plots of complex 3 (Br...H/H...Br 9.8%).





Scheme 6 (Left) Traditional Suzuki–Miyaura coupling. (Right) Direct cross-coupling between CH bonds and CB bonds.

workers made a significant contribution with the direct arylation of acetophenones with boronic esters catalyzed by Ru(0).⁹⁸ Yu and co-workers reported the *ortho* alkylation and arylation at sp^2 or sp^3 C–H centers with boronic acids and boronic esters⁹⁹ the substrates had special directing groups such as pyridinyl and carboxylic acids. Sames and co-workers also reported the arylation at an sp^3 C–H center, adjacent to the nitrogen atom of piperidine, with aryl boronic esters using a Ru(0) catalyst.¹⁰⁰ We reported direct arylation at sp^2 C–H centers, *ortho* to an *N*-alkyl acetamino group, with free boronic acids by a Pd(II) catalyst in the presence of $Cu(OTf)_2$ and Ag_2O .¹⁰¹ Although these cross couplings between C–H bonds and boronic acids advanced the traditional Suzuki–Miyaura coupling, the relatively low yields, the requirement of a directing group, and the complex reaction conditions make them less attractive for real applications. Our goal was to search for new transformations to make the Pd(II)-catalyzed cross-coupling between general C–H bonds. Many challenges need to be addressed for this process to work: (i) Pd(II)-catalyzed electrophilic C–H functionalization is typically promoted by acidic conditions, whereas the traditional Suzuki–Miyaura coupling with aryl boronic acids occurs under basic conditions; (ii) the homocoupling of aryl boronic acids proceeds readily in the presence of a Pd(II) species,¹⁰² therefore the reaction conditions need to facilitate fast electrophilic attack of aromatic ring relative to the transmetalation of the aryl boronic acids to Pd(II). Since it is well known that the presence of a base is beneficial for the transmetalation of aryl boronic acids, we assumed that the presence of acid might reduce the rate of transmetalation and facilitate the electrophilic attack (Scheme 6).

In 1990, the first examples of Pd-catalyzed direct arylation of furans and thiophenes were reported by Ohta.¹⁰³ In this pioneering work, the direct C(2)-arylation of furan and thiophene was carried out in medium to good yields with electron-rich or electron-poor aryl bromides using $[Pd(PPh_3)_4]$ as the catalyst, potassium acetate (KOAc) as the base and dimethylacetamide

(DMA) as the solvent. In the last two decades, Pd-catalyzed direct arylation was successfully performed using DMA/KOAc combination.^{104,105} Therefore, in this study, we selected DMA as the solvent, and KOAc as the base. The direct arylation of furan or thiophene itself to prepare C(2)-arylated products remains difficult as the formation of C(2)- and C(5)-diarylated products from C(2)-arylated products appears to be faster than the C(2)-arylation of furan or thiophene. Therefore, the use of a blocking group at the C(2)-position of furans and thiophenes in order to control the selectivity towards C(5)-arylation has also been described.¹⁰⁶ Therefore, regioselective arylation on only the C(5)-position of C(2)-blocked furan or thiophene was observed. It is supposed that because the C(2)-position is blocked, the acidic C(5)-position is used for arylation and bonding of electron-deficient aryl groups is difficult compared with electron-rich aryl groups. For this reason, we selected C(2)-blocked 2-acetylfuran and 2-acetylthiophene as heteroaromatic substrates, and we focused on the direct arylation at the C(5)-position of these heteroarenes.

2.2.3 Optimization of the reaction conditions for the C–H bond functionalization. The catalytic activity of PEPPSI-type complexes **3a–i** for the direct arylation reaction between various aryl bromides and chlorides with 2-substituted-furan, 2-acetylthiophene and *N*-methylpyrrole-2-carboxaldehyde were examined. Initially, to optimize the reaction conditions, the arylation of 2-acetylfuran with bromobenzene was carried out at 120 °C for 2 h without the addition of any Pd-catalyst in order to examine the effect of the catalyst on the reaction. No product was formed without the addition of Pd-catalyst (Table 1, entry 1). Then we examined the effect of the reaction time on the reaction. When the reaction time was reduced from 2 to 1 h in the presence of **3e** catalyst, 88% yield was observed (Table 1, entry 6). When the reaction time was reduced to 0.5 h in the presence of **3e** catalyst, the percentage conversion was significantly reduced to 93% with 90% yield (Table 1, entry 5).

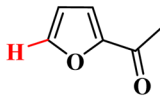
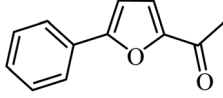
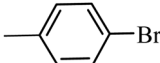
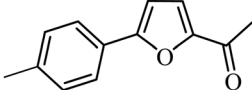
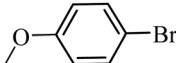
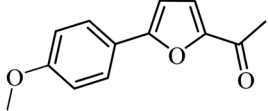
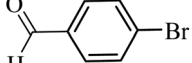
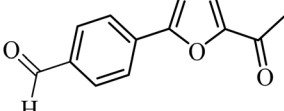
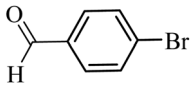
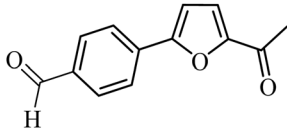
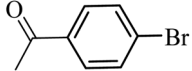
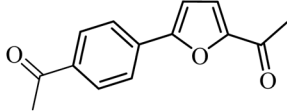


Also different bases such as: Na_2CO_3 , K_2CO_3 , NaOAc , Cs_2CO_3 led to different activity in the present protocol for C–H bond functionalization (Table 1, entries 17–20) but the most efficient base in this condition is KO^tBu , which provides a 95% isolated yield in 2 h. Comparatively, lower yields were obtained with other bases (Table 1). While NaOAc and Cs_2CO_3 are inferior in reactivity (Table 1, entries 19, 20) and K_2CO_3 shut down the

reaction completely (Table 1, entry 18). However further reduction to 90 °C decline the yield to 75% (Table 1, entry 16). After these preliminary trials, it was concluded that the best conditions for the direct arylation were achieved at 150 °C, 2 h.

We tested the coupling of 2-acetylfuran and *p*-bromobenzene in the presence of, DMAc as a solvent because it is known to be a good solvent for direct arylations of heteroaromatics,¹⁰⁷ and

Table 2 Pd–NHC–PEPPSI complexes 3a–i catalyzed direct C₅-arylation of 2-acetylfuran by using aryl bromides^a

Entry	Aryl halide	Catalyst	Product	Conversion ^b [%]	Yield ^c [%]
1		3a		84	79
2		3b		92	88
3		3c		83	78
4		3d		95	92
5		3e		83	82
6		3f		97	95
7		3g		98	84
8		3h		96	94
9		3i		74	70
10		3a		89	87
11		3b		66	55
12		3c		85	72
13		3d		94	75
14		3e		80	79
15		3f		86	75
16		3g		94	92
17		3h		87	75
18		3i		85	82
19		3a		98	94
20		3b		93	91
21		3c		92	90
22		3d		95	94
23		3e		98	95
24		3f		91	90
25		3g		93	90
26		3h		87	80
27		3i		94	91
28		3a		100	86
29		3b		100	91
30		3c		100	73
31		3d		100	87
32		3e		100	95
33		3f		100	90
34		3g		100	88
35		3h		100	89
36		3i		100	90
37		3a		100	76
38		3b		100	87
39		3c		100	89
40		3d		100	88
41		3e		86	74
42		3f		100	83
43		3g		100	86
44		3h		100	84
45		3i		100	83

^a Reaction conditions: 2-acetylfuran (1.3 mmol), aryl bromide (1.0 mmol), base (1.3 mmol), DMAc (2 mL), catalyst (1 mmol%). ^b Conversion of the aryl bromide determined by GC. ^c Isolated yield.



complex **3e** (1 mol%) as a catalyst. The results of varying the other reaction conditions including used base, reaction time and reaction temperature are given in the Table 1. We initially examined the influence of the nature of the base on the conversion for this reaction and results showed good conversions of *p*-bromobenzene when we used KOBut as a base (Table 1, entries 1 to 9). The high temperature 150 °C leads to a slightly

higher conversion and the conversion increases from 76 to 98% (Table 1, entries 1 and 9). When the base was changed from KOBut to KOAc at 150 °C with 0.5 h as time reaction the conversion raised to 75% with GC yield 65% (Table 1, entry 10). Increasing the time reaction from 0.5 h to 2 h had a noticeable effect on the conversion (Table 1, entries 11 to 13). Finally, the best conditions, leading to the 96% conversion of *p*-

Table 3 Pd-NHC-PEPPSI complexes **3a-i** catalyzed direct C₅-arylation of furfuryl acetate by using aryl bromides^a

Entry	Aryl halide	Catalyst	Product	Conversion ^b [%]	Yield ^c [%]
1		3a		64	59
2		3b		52	50
3		3c		63	60
4		3d		72	70
5		3e		85	76
6		3f		86	80
7		3g		94	90
8		3h		93	91
9		3i		96	92
10		3a		98	96
11		3b		95	94
12		3c		78	74
13		3d		75	72
14		3e		86	82
15		3f		85	80
16		3g		92	90
17		3h		88	85
18		3i		90	87
19		3a		97	95
20		3b		96	94
21		3c		92	89
22		3d		91	88
23		3e		90	89
24		3f		89	85
25		3g		75	72
26		3h		85	82
27		3i		76	72
28		3a		100	98
29		3b		100	95
30		3c		100	97
31		3d		100	95
32		3e		100	97
33		3f		100	88
34		3g		100	96
35		3h		100	92
36		3i		100	94
37		3a		100	93
38		3b		100	90
39		3c		100	92
40		3d		100	90
41		3e		100	91
42		3f		100	90
43		3g		100	90
44		3h		100	88
45		3i		100	90

^a Reaction conditions: furfuryl acetate (1.3 mmol), aryl bromide (1.0 mmol), base (1.3 mmol), DMAC (2 mL), catalyst (1 mmol%). ^b Conversion of the aryl bromide determined by GC. ^c Isolated yield.



bromobenzene, with high selectivity in favor of the C₅-arylated product, were obtained when the reaction was carried out in DMAc in the presence of KOAc (2 equiv.) at 150 °C for 2 h (Table 1, entry 13). According to the results, we can affirm that the Pd-complexes **3e** is stable at high temperatures.¹⁰⁸

With the optimized reaction conditions in hand, next, we evaluated the scope and limitations of the Pd-complexes **3a–3i**

for the direct arylation of 2-acetylfuran, 2-acetylthiophene and *N*-methylpyrrole-2-carboxaldehyde with different aryl bromides. The reaction worked well for a wide variety of aryl bromides such as bromobenzene, 4-bromotoluene, 4-bromoanisole, 4-bromobenzaldehyde, 1-bromo-4-fluorobenzene, 1-bromo-4-methyltrifluorobenzene, 3-bromoquinoline, 2-bromobenzonitrile, 1-bromo-4-methoxybenzene, 1-bromo-2-methylbenzene

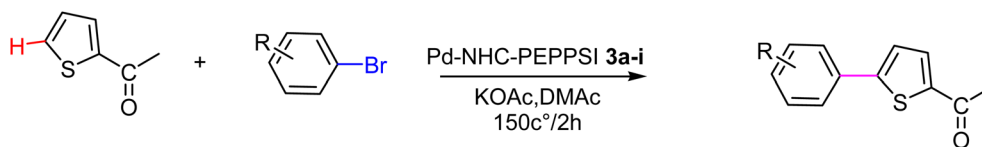
Table 4 Pd–NHC–PEPPSI complexes **3a–i** catalyzed direct C₅-arylation of furfural by using aryl bromides^a

Entry	Aryl halide	Catalyst	Product	Conversion ^b [%]	Yield ^c [%]
1		3a		75	68
2		3b		75	72
3		3c		76	71
4		3d		78	68
5		3e		84	68
6		3f		75	72
7		3g		71	65
8		3h		81	71
9		3i		72	68
10		3a		79	65
11		3b		92	90
12		3c		93	88
13		3d		83	75
14		3e		89	78
15		3f		79	74
16		3g		78	72
17		3h		82	76
18		3i		93	90
19		3a		88	76
20		3b		89	86
21		3c		85	84
22		3d		92	90
23		3e		91	88
24		3f		84	82
25		3g		90	86
26		3h		76	74
27		3i		90	87
28		3a		100	77
29		3b		86	78
30		3c		100	76
31		3d		90	75
32		3e		100	76
33		3f		86	72
34		3g		81	65
35		3h		75	67
36		3i		87	76
37		3a		100	91
38		3b		100	95
39		3c		100	80
40		3d		100	80
41		3e		100	80
42		3f		100	82
43		3g		100	75
44		3h		100	80
45		3i		100	74

^a Reaction conditions: furfural (1.3 mmol), aryl bromide (1.0 mmol), base (1.3 mmol), DMAc (2 mL), catalyst (1 mmol%). ^b Conversion of the aryl bromide determined by GC. ^c Isolated yield.



Table 5 PEPPSI–Pd(II)–N-heterocyclic carbene (NHC) complexes **3a–i** catalyzed direct C₅-arylation of 2-acetylthiophene by using aryl bromides^a



Entry	Aryl halide	Catalyst	Product	Conversion ^b [%]
1		3a		99
2		3b		98
3		3c		80
4		3d		99
5		3e		100
6		3f		85
7		3g		90
8		3h		86
9		3i		87
10		3a		85
11		3b		99
12		3c		68
13		3d		80
14		3e		100
15		3f		85
16		3g		90
17		3h		82
18		3i		90
19		3a		100
20		3b		100
21		3c		100
22		3d		100
23		3e		100
24		3f		95
25		3g		95
26		3h		85
27		3i		100
28		3a		88
29		3b		97
30		3c		66
31		3d		50
32		3e		65
33		3f		75
34		3g		80
35		3h		85
36		3i		90
37		3a		100
38		3b		100
39		3c		100
40		3d		100
41		3e		100
42		3f		95
43		3g		85
44		3h		90
45		3i		95

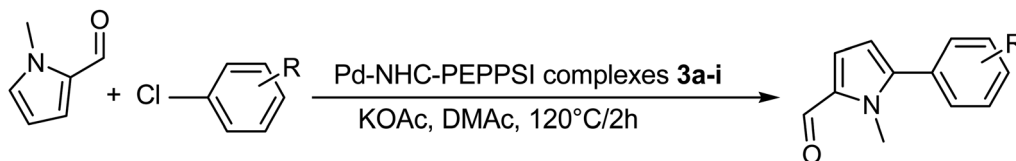
^a Reaction conditions: 2-acetylthiophene (2.0 mmol), aryl bromide (1.0 mmol), base (2.0 mmol), DMAc (2 mL), catalyst (1 mol%). ^b Conversion of the aryl bromide.

and 4-bromoacetophenone, and the results are summarized in Tables 2–4, respectively. The direct arylation reaction was carried out using electron-rich (4-bromotoluene, 4-bromoanisole), electron-poor (4-acetophenone) and electron-neutral (bromobenzene) substrates. The results are summarized in

Tables 2–4 respectively. First, the 2-acetylthiophene was coupled with several aryl bromides in the presence of Pd–PEPPSI complexes (**3a–i**). Complete conversion was obtained when 4-bromobenzaldehyde and 4-bromoacetophenone were used with 73–95% yields (Table 2, entries 28–40, 42–45). Good conversions



Table 6 PEPPSI–Pd(II)–N-heterocyclic carbene (NHC) complexes **3a–i** catalyzed direct arylation of *N*-methylpyrrole-2-carboxaldehyde with (hetero)aryl bromides^a



Entry	Aryl halide	Catalyst	Product	Conversion ^b [%]
1		3a		80
2		3b		92
3		3c		85
4		3d		95
5		3e		90
6		3f		85
7		3g		87
8		3h		88
9		3i		90
10		3a		80
11		3b		75
12		3c		85
13		3d		90
14		3e		92
15		3f		70
16		3g		95
17		3h		85
18		3i		80
19		3a		64
20		3b		52
21		3c		85
22		3d		72
23		3e		70
24		3f		75
25		3g		85
26		3h		80
27		3i		90
28		3a		98
29		3b		95
30		3c		85
31		3d		78
32		3e		70
33		3f		75
34		3g		80
35		3h		85
36		3i		87
37		3a		90
38		3b		85
39		3c		82
40		3d		75
41		3e		95
42		3f		70
43		3g		78
44		3h		90
45		3i		65
46		3a		97
47		3b		96
48		3c		92
49		3d		91
50		3e		90
51		3f		85
52		3g		90
53		3h		75
54		3i		70



Table 6 (Contd.)

Entry	Aryl halide	Catalyst	Product	Conversion ^b [%]
55		3a		90
56		3b		85
57		3c		80
58		3d		95
59		3e		75
60		3f		78
61		3g		90
62		3h		85
63		3i		87
64		3a		100
65		3b		100
66		3c		100
67		3d		78
68		3e		100
69		3f		90
70		3g		95
71		3h		85
72		3i		80
73		3a		95
74		3b		85
75		3c		90
76		3d		75
77		3e		90
78		3f		80
79		3g		75
80		3h		78
81		3i		92
82		3a		95
83		3b		85
84		3c		90
85		3d		75
86		3e		90
87		3g		80
88		3g		87
89		3h		92
90		3i		80

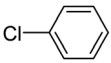
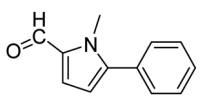
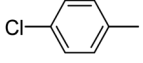
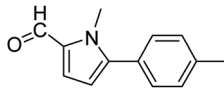
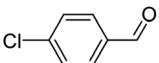
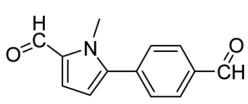
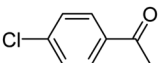
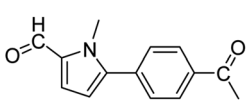
^a Conditions: [Pd] 3a–3i (0.01 equiv., 1 mol%), *N*-methylpyrrole-2-carboxaldehyde (2 equiv.), (hetero)arylbromide (1 equiv.), KOAc (2 equiv.), DMAc (2 mL), 120 °C. ^b Conversion of the aryl bromide were determined by GC with dodecane as internal standard.

were obtained with the rest of aryl bromides using all the complexes except the reaction with the 4-bromotoluene in the presence of 3a catalyst; it showed 89% of conversion (Table 2, entry 10). Second, we evaluated the reactivity of furfuryl acetate. The results are summarized in Table 3, high yield of C₅-arylated products were obtained when we used bromobenzene, 4-bromotoluene, 4-bromoanisole, 4-bromobenzaldehyde and 4-bromoacetophenone with yields 50–92, 73–94, 57–95, 88–98 and 88–92%, respectively (Table 3, entries 1–45). Third, we evaluated the reactivity of furfural. The results are summarized in Table 4, complete conversion was obtained when 4-bromoacetophenone was used with 74–98% yields (Table 4, entries 37–45). Good

conversions were obtained with the bromobenzene, 4-bromoanisole and 4-bromobenzaldehyde using all the complexes except the reaction with the 4-bromobenzaldehyde in the presence of 3f, 3g and 3h catalyst; it showed 100% of conversion (Table 4, entries 28, 30 and 32). Moderate conversion was obtained when we used 4-bromotoluene (79–98%) with yields 65–90% (Table 4, entries 10–18). However, with the 4-bromoanisole we obtained a moderate yield product (Table 4, entries 24, 25, 26). In addition, the use of a blocking group (acetyl group) in the C₂ position for the furans increase the selectivity of the reaction towards C₅ arylation. Under elevated temperature, the oxidative addition of aryl bromide to palladium is usually easy and does



Table 7 PEPPSI–Pd(II)–N-heterocyclic carbene (NHC) complexes **3a–i** catalyzed direct C5-arylation of *N*-methylpyrrole-2-carboxaldehyde with aryl chlorides^a

Entry	Aryl halide	Catalyst	Product	Conversion ^b [%]
1		3a		75
2		3b		65
3		3c		85
4		3d		90
5		3e		92
6		3f		85
7		3g		80
8		3h		78
9		3i		75
10		3a		65
11		3b		70
12		3c		85
13		3d		90
17		3e		75
18		3f		80
19		3g		85
20		3h		80
21		3i		75
22		3a		64
23		3b		52
24		3c		87
25		3d		72
26		3e		95
27		3f		85
28		3g		80
29		3h		87
30		3i		75
31		3a		98
31		3b		95
32		3c		78
33		3d		90
34		3e		70
35		3f		75
36		3g		78
37		3h		92
38		3i		95

^a Conditions: [Pd] **3a–3i** (0.01 equiv., 1 mol%), *N*-methylpyrrole-2-carboxaldehyde (2 equiv.), (hetero)arylbromide (1 equiv.), KOAc (2 equiv.), DMAc (2 mL), 120 °C. ^b Conversion of the aryl bromide were determined by GC with dodecane as internal standard.

not necessitate the use of very selective ligands. Therefore, high conversions of aryl bromide were noted in all cases with all the catalysts. Therefore, the use of a blocking group at the C₂ position of furans derivatives in order to control the selectivity towards C₅ arylation has also been described. It is supposed that because the C₂ position is blocked, the acidic C₅ position is used for arylation and bonding of electron deficient aryl groups is difficult compared with electron rich aryl groups. For this reason, we selected C₂ blocked 2-acetylfuran and we focused on the direct arylation at the C₅ position of these heteroarenes. Consequently, aryl bromides were converted into the corresponding coupling products in high yields. The data in Tables 2–4 indicated that electron-donating groups on the *para* position of aryl halide (*e.g.* methoxy and methyl) decreased the catalytic conversion while electron-withdrawing groups (*e.g.* aldehyde and aceto) increased the catalytic conversion this was due to the high nucleophilicity of the electron-donating substituents. It should be noted that excellent yields are obtained by the coupling of 2-acetylfuran with aryl bromides

bearing electron-withdrawing group while the increasing electron density on the aryl bromides lowered the catalyst activity. Deactivated aryl bromide such as 4-bromoanisole gave lower yields indicating that the reaction was sensitive to the electron density on the aryl bromides. The reaction of electronically neutral bromobenzene with phenylboronic acid also produced high yields of the product.

Second, we evaluated the reactivity of 2-acetylthiophene. The results are summarized in Table 5, high yield of C₅-arylated products were obtained when we used bromobenzene, 4-bromotoluene, 4-bromobenzaldehyde and 4-bromoacetophenone with yields 70–95, 65–89, 87–98 and 87–95%, respectively (Table 5, entries 1–19). However, with the 4-bromoanisole we obtained a lower yield product (Table 5, entries 24, 25, 26). In addition the use of a blocking group (acetyl group) in the C₂ position for the furans, thiophenes, and (*n*-propyl group) for the thiazole increase the selectivity of the reaction towards C₅ arylation.¹⁰⁹ Under elevated temperature, the oxidative addition of aryl bromide to palladium is usually easy and does not necessitate



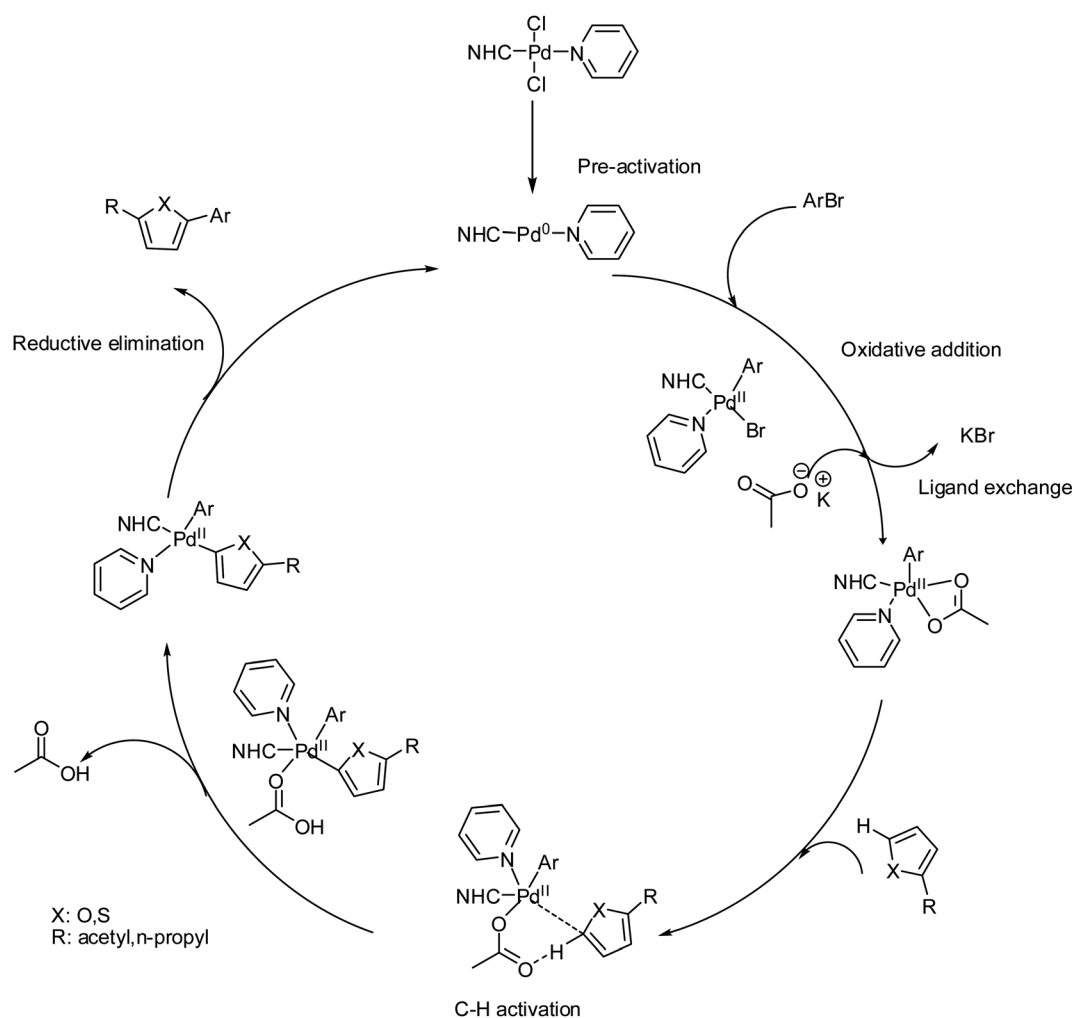
the use of very selective ligands. Therefore, high conversions of aryl bromide were noted in all cases with all the catalysts. Therefore, the use of a blocking group at the C₂ position of furans, thiophenes and thiazole in order to control the selectivity towards C₅ arylation has also been described.

In presence of Pd-complexes **3c** and **3d**, we observed good conversion of the target product, 5-phenyl-1-methyl-2-formylpyrrole,¹¹⁰ (Table 6, entries 3 and 5). The reaction of *N*-methylpyrrole-2-carboxaldehyde with an electron-rich aryl bromide such as *p*-bromotoluene generated the 5-(4-methylphenyl)-1-methyl-2-formylpyrrole,¹¹¹ with a conversion of 90% in the presence of **3d** catalyst after 2 h. In the presence of *para*-substituted electron-deficient aryl bromide such as 4-bromobenzaldehyde, the expected compound, 5-(4-formylphenyl)-1-methyl-2-formylpyrrole,¹¹² was obtained in moderate to high yields using only 1 mol% catalyst after 2 h (Table 6, entries 13, 14). This compound was obtained in a conversion of 92% using **3e** catalyst (Table 6, entry 14). The coupling of 1-methylpyrrole-2-carboxaldehyde with electron-poor aryl bromide such as 4-bromoacetophenone proceeds nicely. 4-Bromoacetophenone gave the 5-(4-acetylphenyl)-1-methyl-2-formylpyrrole,⁹⁷ with

moderate to high conversion (Table 6, entries 16–20). When sterically hindered electron-donating 2-bromotoluene was used as aryl halide, 85% conversion of the 5-(2-methylphenyl)-1-methyl-2-formylpyrrole,¹¹³ was obtained in the presence of **3h** catalyst after 2 h (Table 6, entry 35). 2-Bromobenzonitrile gave the 2-(5-formyl-1-methylpyrrol-2-yl)-benzonitrile, in 2 h,¹¹⁴ with moderate to high conversion after 2 h (Table 2, entries 42–46). This product was obtained with a conversion of 65% in the presence of **3i** catalyst (Table 6, entry 45).

When chlorobenzene was used in the presence of **3d** catalyst, which is the most active catalyst, **5a** was obtained in 75% yield after 12 h (Table 7, entry 1). However, when *p*-chlorotoluene was used, **5b** was obtained in 65% yield (Table 7, entry 2). When 4-chlorobenzaldehyde was used as the coupling partner, **5c** was obtained in 87% yield after 15 h (Table 7, entry 3). High yields of expected C₅-arylated product **5d** was obtained for the coupling with 4-chloroacetophenone by using catalysts **3d** (Table 7, entry 4).

The Pd-catalyzed direct arylation of furan and thiophene with a variety of electrophilic reagents has been previously described.^{115,116} In previous studies, similar or close substrates



Scheme 7 The catalytic mechanism for the direct C–H bond arylation for PEPPSI–Pd(II)–N-heterocyclic carbene (NHC) complexes **3a–i**.



have been employed with higher catalyst loading (1–20 mol%), and a higher reaction time (1–48 h) has been chosen for the direct arylation of furan and thiophene in the presence of Pd-catalysts. In the present work, 1 mol% catalyst loading was used, and the reaction time was shortened to 2 h. In most cases, high yields were observed with all complexes. Only a minor effect of the NHC ligand on the Pd-complex was observed for the coupling of aryl bromide with heteroaromatics. Surprisingly, similar conversions were obtained for the coupling of each aryl bromide. There is no significant difference between these complexes on the catalytic activity of direct arylation of heteroaromatics by aryl bromides. The only significant difference between **3a–3i** complexes indicates that electronic and steric effects also play some role in these process. One of the main problems in studies of transition-metalcatalyzed reactions in solutions is the determination of the nature of active catalytic centers-if they are molecular complexes or metal clusters/nanoparticles.^{117–119} This task is of great importance both for catalysis with well-defined molecular metal complexes, for example, Pd/NHC complexes, which are typically considered homogeneous catalysts, and for supported metal catalysts, such as Pd/C.^{120–122} Thus, well-defined molecular metal complexes can undergo decomposition during preactivation or in the course of a catalytic process to give metal clusters and nanoparticles possessing substantially higher catalytic activities, allowing them to become the predominant active centers.^{123,124}

On the other hand, for heterogeneous catalysts, the leaching of supported metals into the solution to give active molecular complexes is common.^{125,126} Reliably distinguishing the nature of the active centers and the type of catalyst (homogeneous or cluster/nanoparticle) is of great significance for tuning the reaction conditions and designing new generations of highly efficient, stable, and sustainable catalysts.¹²⁷ Among the various methods, the mercury test (or “Hg test”, “mercury poisoning test”, “Hg poisoning test”, and “Hg drop test”) is one of the most frequently used rapid methods for distinguishing between truly homogeneous molecular catalysis and cluster/nanoparticle catalysis.¹²⁸ The method is based on the assumption that metallic mercury will poison M₀ clusters/nanoparticles that are acting as catalytically active centers and is inert toward molecular metal complexes. Inhibition of a catalytic reaction in the presence of metallic mercury is typically considered to be evidence of a cluster/nanoparticle in the catalytic mechanism. In previous mechanistic studies of several reactions catalyzed by complexes of Pd with N-heterocyclic carbenes (Pd/NHC), we performed control experiments to ascertain the inertness of the complexes toward metallic mercury. Surprisingly, solutions of Pd complexes, even highly stable PdII/NHC complexes, were decomposed by metallic mercury to give complex mixtures of products and dark metal precipitates on the surface of the mercury. This observation prompted us to thoroughly evaluate the applicability of the mercury test. The presence of Pd(0) species arising from Pd(0) nano particles cannot be excluded.^{129,130} However, as an attempt to destroy the nanoparticles,^{131,132} the reaction between 4-bromoacetophenone and furfural in the presence of Pd(II)-NHC complex **3b** was carried out. Under the optimum reaction

conditions, a typical catalytic coupling reaction was initiated by adding 300 equiv. Mercury into the reaction mixture and stirred vigorously. After a course of reaction time, the reaction did not stop and the corresponding coupling product was obtained in 89% yield. So this test not affect significantly the yield of the reaction. Thus the catalytic Pd(0) species seem to arise from the *in situ* reduction into Pd(0) species with base carbonate on heating. In our case the preactivation of catalyst involves the usual reduction of the Pd(II) species into the Pd(0) species in the presence of base and heating.¹³³ The oxidative addition of ArBr to the Pd(0) species leads to the Pd(II) intermediate and then to the substitution of bromide by acetate. The next step is the interaction of the heteroarene C₅-H bond with the Pd(II)-OAc intermediate and intramolecular deprotonation of C₅-H bond by acetate, the activation of C-H occurs at position 5.¹³⁴ Finally, C₅-arylated heteroarenes product was obtained by the result of reductive elimination. In the preactivation step Pd(II) is reduced to Pd(0) by the base and heating, as proposed. The Pd(II) catalysts are easily reduced into Pd(0) species in the presence of a base and heating. KOAc is basic enough to generate Pd(0) species. In addition NHC ligands are not strong pi-acceptor but they are electron-rich and they favour fast oxidative addition of R-X to the (NHC)Pd(0) species^{135–140} (Scheme 7).

3 Conclusion

This research work reported the synthesis and characterization of eighteen new compounds including benzimidazole and their asymmetric palladium PEPPSI complexes (**3a–3e**). Analytical techniques such as ¹H, ¹³C NMR, IR, Mass, elemental analysis, melting points were used for thorough characterization of newly prepared compounds. Monoligated pyridine assisted PEPPSI complexes were crafted to achieve maximum output in direct arylation reaction of five membered heterocyclic compounds. Being tweaked ligands, NHCs with adjustable size and electronic properties were key to obtain desirable products in direct CH bond activation reactions of furfuryl acetate, 1-methyl-2-pyrrole carboxaldehyde, and acetyl furan with various hetero(aryl)bromides and chloride with excellent conversion rate and selectivity. These Pd(II) complexes feature high stability due to restricted rotation of bulky *N*-substitution on NHC under harsh catalytic conditions and producing pure product in excellent yield. This study is ecologically and economically significant due to the low catalyst loading and short reaction time. In this study, only AcOH and HBr were formed as by-products using the direct arylation method, thus minimizing the formation of by-products compared with multi-step conventional transition metal-catalyzed reactions. Furthermore, this study contributes to the literature on organometallic synthesis and preparation of bi(hetero)aryl derivatives. Further studies on the applicability of other reactions are currently underway in our laboratory. Poisoning experiments showed that homogeneous molecular palladium species containing NHC ligands were responsible for the catalytic activity. The catalytic system generated from these PEPPSI-type palladium-NHC complexes was very efficient at 1 mmol% catalyst loading from aryl halides in the presence of KOAc as base and DMAc as solvent at 150 °C selective formation



of C–C bonds. Through evaluation of catalytic studies, all complexes were found to be suitable for the direct C₅ arylation of 2-substituted furan derivatives with aryl bromides.

4 Experimental

4.1. General methods

All manipulations were carried out under argon using standard Schlenk line techniques. Chemicals and solvents were purchased from Sigma-Aldrich Co. (Poole, Dorset, UK). The solvents used were purified by distillation over the drying agents indicated and were transferred under argon. DMAc (dimethylacetamide) analytical grade (99%) was not distilled before use. KOAc (99%) was employed. Melting points were measured in open capillary tubes with an Electrothermal-9200 melting points apparatus. IR spectra were recorded on ATR unit in the range of 400–4000 cm⁻¹ with PerkinElmer Spectrum 100 Spectrophotometer. ¹H NMR and ¹³C NMR spectra were recorded using Bruker Avance AMX and Bruker Avance III spectrometer operating at 400 MHz (¹H NMR) and at 100 MHz (¹³C NMR) in CDCl₃ with TMS added. NMR multiplicities are abbreviated as follows: s = singlet, d = doublet, t = triplet, hept = heptet, and m = multiplet signal. The NMR studies were carried out in high-quality 5 mm NMR tubes. The chemical shifts (δ) are reported in ppm relative to CDCl₃. Coupling constants (*J* values) are given in hertz. All catalytic reactions were monitored on an Agilent 6890 N GC and Shimadzu 2010 Plus GCMS system by GC-FID with an HP-5 column of 30 m length, 0.32 mm diameter, and 0.25 mm film thickness. Elemental analyses were performed by LECO CHNS-932 elementary chemical analyzer.

4.2. Preparation of benzimidazolium salts 2

The reaction of 1-(2-morpholinoethyl)-5,6-dimethylbenzimidazole (1 mmol) with various alkyl chloride/alkyl bromide (1.04 mmol) in toluene (10 mL) at 80 °C for 72 hours afford benzimidazole salts. A white solid was obtained after adding diethyl ether (15 mL), which was subsequently filtered off. After washing with diethyl ether (3 × 15 mL) the solid was dried under vacuum.

4.2.1 1-(2-Morpholinoethyl)-3-(2,3,5,6-tetramethylbenzyl)-5,6-dimethylbenzimidazolium chloride 2a. Yield: 90%; Mp 256 °C; ν (CN) = 1556 cm⁻¹; HR-AM (H-ESI II) analysis calculated (*m/z*) for cationic part of [C₂₆H₃₆N₃O]⁺: 406.59; found (*m/z*): 406.2801. ¹H NMR (400 MHz, CDCl₃, 25) δ (ppm) = 2.25 (d, 12H, CH₃(c,d,e,f)), 2.37 (s, 3H, CH₃(b)), 2.41 (s, 3H, CH₃(a)), 2.47 (s, 4H, H_{4,8}), 2.73 (s, 2H, H₂), 3.40 (s, 4H, H_{5,7}), 4.82 (s, 2H, H₁), 5.63 (s, 2H, H_{1'}), 7.08 (s, 1H, H_{5'}); 7.24 (s, 1H, H₄), 7.45 (s, 1H, H₇), 10.16 (s, 1H, H₂); ¹³C NMR (100 MHz, CDCl₃) δ (ppm) = 16.22 (C_{c,f}), 20.68 (C_a), 20.77 (C_b), 20.90 (C_{d,e}), 44.03 (C₁), 46.66 (C_{1'}), 53.34 (C_{4,8}), 56.10 (C₂), 66.84 (C_{5,7}), 112.74 (C₄), 113.01 (C₇), 127.96 (C_{5'}), 129.85 (C_{8,9}), 130.00 (C_{4',6'}), 133.68 (C_{3',7'}), 134.10 (C₆), 135.28 (C₅), 137.04 (C_{2'}), 142.43 (C₂).

4.2.2 1-(2-Morpholinoethyl)-3-(2,3,4,5,6-pentamethylbenzyl)-5,6-dimethylbenzimidazolium chloride 2b. Yield: 83%; Mp 250 °C; ν (CN) = 1557 cm⁻¹; HR-AM (H-ESI II) analysis calculated (*m/z*) for cationic part of [C₂₇H₃₈N₃O]⁺: 420.62; found (*m/z*): 420.2951. ¹H NMR (400 MHz, CDCl₃)

δ (ppm) = 2.24 (s, 6H, CH₃(c,g)), 2.26 (s, 3H, CH₃(e)), 2.29 (s, 6H, CH₃(d,f)), 2.38 (s, 3H, CH₃(b)), 2.42 (s, 3H, CH₃(a)), 2.45 (s, 4H, H_{4,8}), 2.71 (s, 2H, H₂), 3.36 (s, 4H, H_{5,7}), 4.83 (s, 2H, H₁); 5.61 (s, 2H, H_{1'}), 7.31 (s, 1H, H₄), 7.47 (s, 1H, H₇), 9.94 (s, 1H, H₂); ¹³C NMR (100 MHz, CDCl₃) δ (ppm) = 17.09 (C_{c,g}), 17.20 (C_e), 17.39 (C_{d,e}), 20.76 (C_a), 20.88 (C_b), 44.05 (C₁), 47.02 (C_{1'}), 53.30 (C_{4,8}), 56.12 (C₂), 66.74 (C_{5,7}), 112.80 (C₄), 112.91 (C₇), 125.25 (C_{5'}), 129.79 (C₈), 130.06 (C₉), 133.57 (C_{4',6'}), 134.09 (C_{3',7'}), 134.09 (C₆), 137.01 (C₅), 137.50 (C_{2'}), 142.16 (C₂).

4.2.3 3-(Cyclobutylmethyl)-1-(2-morpholinoethyl)-5,6-dimethylbenzimidazolium bromide 2c. Yield: 72%; Mp 219 °C; ν (CN) = 1562 cm⁻¹; HR-AM (H-ESI II) analysis calculated (*m/z*) for cationic part of [C₂₀H₃₀N₃O]⁺: 328.48; found (*m/z*): 328.2341. ¹H NMR (400 MHz, CDCl₃) δ (ppm) = 1.90–1.98 (m, 4H, H_{3',5''}), 2.11–2.16 (m, 2H, H_{4''}), 2.45 (s, 6H, CH₃(a,b)), 2.69 (s, 4H, H_{4,8}), 3.00–3.06 (m, 2H, H₂), 3.65 (s, 4H, H_{5,7}), 4.49 (d, 2H, H₁), 4.81 (t, 2H, H_{1'}), 7.41 (s, 1H, H₄); 7.54 (s, 1H, H₇), 11.03 (s, 1H, H₂); ¹³C NMR (100 MHz, CDCl₃) δ (ppm) = 18.07 (C_{4''}), 20.81 (C_{a,b}), 25.85 (C_{3',5''}), 34.39 (C_{2''}), 43.71 (C₁), 52.02 (C_{4,8}), 53.43 (C₂), 56.04 (C_{1'}), 66.67 (C_{5,7}), 112.80 (C₄), 112.84 (C₇), 129.76 (C₈), 129.80 (C₉), 137.32 (C₆), 137.45 (C₅), 142.07 (C₂).

4.2.4 3-(4-Chlorobenzyl)-1-(2-morpholinoethyl)-5,6-dimethylbenzimidazolium chloride 2d. Yield: 73%; Mp 244 °C; ν (CN) = 1563 cm⁻¹; HR-AM (H-ESI II) analysis calculated (*m/z*) for cationic part of [C₂₂H₂₇ClN₃O]⁺: 384.93; found (*m/z*): 384.1787. ¹H NMR (400 MHz, CDCl₃) δ (ppm) = 2.38 (d, 6H, CH₃(a,b)), 2.59 (s, 4H, H_{4,8}), 2.93 (s, 2H, H₂), 3.62 (s, 4H, H_{5,7}), 4.67 (s, 2H, H₁), 5.80 (s, 2H, H_{1'}), 7.31 (t, 3H, H_{4,3',7''}); 7.46 (d, 3H, H_{7,4',6''}), 11.61 (s, 1H, H₂); ¹³C NMR (100 MHz, CDCl₃) δ (ppm) = 20.80 (C_b), 20.82 (C_a), 44.13 (C₁), 50.24 (C_{4,8}), 53.44 (C₂), 56.09 (C_{1'}), 66.86 (C_{5,7}), 112.76 (C₄), 113.23 (C₇), 129.46 (C_{8,9}), 129.57 (C_{3',7''}), 129.74 (C₆), 129.91 (C₅), 131.88 (C_{4',6''}), 135.25 (C_{5'}), 137.48 (C_{2'}), 143.27 (C₂).

4.2.5 3-Benzyl-1-(2-morpholinoethyl)-5,6-dimethylbenzimidazolium chloride 2e. Yield: 77%; Mp 244 °C; ν (CN) = 1566 cm⁻¹; HR-AM (H-ESI II) analysis calculated (*m/z*) for cationic part of [C₂₂H₂₈N₃O]⁺: 350.49; found (*m/z*): 350.2181. ¹H NMR (400 MHz, CDCl₃) δ (ppm) = 2.38 (d, 6H, CH₃(a,b)), 2.56 (s, 4H, H_{4,8}), 2.90 (s, 2H, H₂), 3.59 (s, 4H, H_{5,7}), 4.69 (s, 2H, H₁), 5.75 (s, 2H, H_{1'}), 7.33 (t, 4H, H_{4,4',5',6''}); 7.46 (d, 3H, H_{3',7'',7}), 11.57 (s, 1H, H₂); ¹³C NMR (100 MHz, CDCl₃) δ (ppm) = 20.77 (C_{a,b}), 44.25 (C₁), 50.97 (C_{4,8}), 53.50 (C₂), 56.19 (C_{1'}), 67.00 (C_{5,7}), 112.71 (C₄), 113.33 (C₇), 128.16 (C_{5'}), 129.20 (C_{4',6''}), 129.40 (C_{8,9}), 129.63 (C_{3',7''}), 129.93 (C₆), 133.35 (C₅), 137.26 (C_{2'}), 143.30 (C₂).

4.2.6 3-(2-Methoxyethyl)-1-(2-morpholinoethyl)-5,6-dimethylbenzimidazolium chloride 2f. Yield: 91%; Mp 160 °C; ν (CN) = 1566 cm⁻¹; HR-AM (H-ESI II) analysis calculated (*m/z*) for cationic part of [C₁₈H₂₈N₃O₂]⁺: 318.44; found (*m/z*): 318.2121. ¹H NMR (400 MHz, CDCl₃) δ (ppm) = 2.43 (s, 6H, CH₃(a,b)), 2.65 (s, 4H, H_{4,8}), 2.98 (s, 2H, H₂), 3.34 (s, 3H, CH₃(4')), 3.67 (s, 4H, H_{5,7}), 3.92 (t, 2H, H_{2'}), 4.70 (t, 4H, H_{1,1''}), 7.49 (s, 2H, H_{4,7}), 11.15 (s, 1H, H₂); ¹³C NMR (100 MHz, CDCl₃) δ (ppm) = 20.74 (C_{a,b}), 47.47 (C₁), 53.24 (C_{2,4',8}), 59.18 (C_{1',4''}), 70.21 (C_{2',5,7}), 112.63 (C₇), 113.26 (C₈), 113.44 (C₉), 129.63 (C₄), 130.40 (C₆), 137.18 (C₅), 142.89 (C₂).

4.2.7 3-(2-Ethoxyethyl)-1-(2-morpholinoethyl)-5,6-dimethylbenzimidazolium chloride 2g. Yield: 92%; Mp 109 °C;



ν (CN) = 1563 cm^{-1} ; HR-AM (H-ESI II) analysis calculated (m/z) for cationic part of $[\text{C}_{19}\text{H}_{28}\text{N}_3\text{O}_2]^+$: 332.47; found (m/z): 332.2278. ^1H NMR (400 MHz, CDCl_3) δ (ppm) = 1.09 (t, 3H, $\text{CH}_3(5^{\text{v}})$), 2.42 (d, 6H, $\text{CH}_3(\text{a,b})$), 2.84 (s, 4H, $\text{H}_{4,8}$), 3.21 (s, 2H, H_2), 3.49 (q, 2H, H_4^{v}), 3.76 (s, 4H, $\text{H}_{5,7}$), 3.92 (t, 2H, H_2^{v}), 4.67 (t, 2H, H_1), 4.91 (s, 2H, H_1^{v}), 7.53 (s, 1H, H_4); 7.63 (s, 1H, H_7), 11.08 (s, 1H, H_2); ^{13}C NMR (100 MHz, CDCl_3) δ (ppm) = 14.87 ($\text{C}_{5^{\text{v}}}$), 20.50 (C_b), 20.56 (C_a), 47.74 (C_1), 52.90 ($\text{C}_{2,4}$), 66.73 (C_1^{v}), 68.10 ($\text{C}_{5,7}$), 112.49 (C_7), 113.65 (C_4), 129.48 ($\text{C}_{8,9}$), 130.30 (C_6), 136.95 (C_5), 142.51 (C_2).

4.2.8 3-(3,5-Di-*tert*-butylbenzyl)-1-(2-morpholinoethyl)-5,6-dimethylbenzimidazolium bromide 2h. Yield: 92%; Mp 247 °C; ν (CN) = 1564 cm^{-1} ; HR-AM (H-ESI II) analysis calculated (m/z) for cationic part of $[\text{C}_{30}\text{H}_{44}\text{N}_3\text{O}]^+$: 462.71; found (m/z): 462.3415. ^1H NMR (400 MHz, CDCl_3) δ (ppm) = 1.28 (s, 18H, $\text{CH}_3(\text{c,d,e,f,g,h})$), 2.37 (s, 3H, $\text{CH}_3(\text{b})$), 2.42 (s, 3H, $\text{CH}_3(\text{a})$), 2.57 (s, 4H, $\text{H}_{4,8}$), 2.93 (s, 2H, H_2), 3.56 (s, 4H, $\text{H}_{5,7}$), 4.72 (t, 2H, H_1), 5.68 (s, 2H, H_1^{v}), 7.29 (d, 2H, $\text{H}_{3,7}$); 7.36 (s, 1H, H_4), 7.41 (s, 1H, $\text{H}_{5^{\text{v}}}$), 7.46 (s, 1H, H_7), 11.17 (s, 1H, H_2); ^{13}C NMR (100 MHz, CDCl_3) δ (ppm) = 20.79 (C_b), 20.81 (C_a), 31.50 ($\text{C}_{\text{c,d,e,f,g,h}}$), 35.07 ($\text{C}_{8,9}$), 52.14 (C_1), 53.44 ($\text{C}_{2,4}$), 65.97 ($\text{C}_{1,5,7}$), 112.86 (C_4), 113.57 (C_7), 122.84 ($\text{C}_{5^{\text{v}}}$), 123.42 ($\text{C}_{4,6}$), 129.76 (C_8), 130.14 (C_9), 131.93 ($\text{C}_{3,7}$), 137.20 ($\text{C}_{5,6}$), 142.36 (C_2^{v}), 152.29 (C_2).

4.2.9 3-(4-(*Tert*-butyl)benzyl)-1-(2-morpholinoethyl)-5,6-dimethylbenzimidazolium bromide 2i. Yield: 80%; Mp 224 °C; ν (CN) = 1557 cm^{-1} ; HR-AM (H-ESI II) analysis calculated (m/z) for cationic part of $[\text{C}_{26}\text{H}_{36}\text{N}_3\text{O}]^+$: 406.60; found (m/z): 406.2800. ^1H NMR (400 MHz, CDCl_3) δ (ppm) = 1.26 (s, 9H, $\text{CH}_3(\text{c,d,e})$), 2.40 (d, 6H, $\text{CH}_3(\text{a,b})$), 2.68 (s, 4H, $\text{H}_{4,8}$), 3.02 (s, 2H, H_2), 3.62 (s, 4H, $\text{H}_{5,7}$), 4.81 (s, 2H, H_1), 5.66 (s, 2H, H_1^{v}), 7.40 (q, 5H, $\text{H}_{4,3,4,6,7}$), 7.56 (s, 1H, H_7); 11.08 (s, 1H, H_2); ^{13}C NMR (100 MHz, CDCl_3) δ (ppm) = 20.78 (C_b), 20.82 (C_a), 31.27 ($\text{C}_{\text{c,d,e}}$), 34.78 ($\text{C}_{8,9}$), 50.78 (C_1), 53.26 ($\text{C}_{4,8,2}$), 55.73 (C_1^{v}), 66.50 ($\text{C}_{5,7}$), 112.87 (C_4), 113.25 (C_7), 126.43 ($\text{C}_{5^{\text{v}}}$), 128.12 ($\text{C}_{4,6}$), 129.62 (C_8), 129.86 (C_9), 129.99 ($\text{C}_{3,7}$), 137.43 ($\text{C}_{5,6}$), 142.34 (C_2^{v}), 152.59 (C_2).

4.3 Synthesis of PEPPSI-type palladium NHC complexes (3a–i)

PEPPSI-type Pd(II)-NHC complexes were synthesized by using a modified protocol published elsewhere.²⁰ In a typical procedure, under a continuous argon flow, a Schlenk tube was charged with PdCl_2 (1.05 eq.), K_2CO_3 (5 eq.), KBr (10 eq.) and pyridine (1 eq.) in the presence of acetonitrile was heated at 80 °C for 16 h. The resulting mixture was stirred for 16 h at 80 °C. Pyridine was then removed by vacuum distillation. A short silica column was used for filtration. Then, the resulting complexes dried under vacuum. The yellow solid was crystallized from dichloromethane/*n*-pentane for further purification.

4.3.1 Dibromo-[1-(2-morpholinoethyl)-3-(2,3,5,6-tetramethylbenzyl)-5,6-dimethylbenzimidazole-2-ylidene](pyridine) palladium(II), 3a. Yield: 71%; Mp 205 °C; ν IR ν/cm^{-1} 1445; HR-AM (H-ESI II) analysis calculated (m/z) $[\text{M}-\text{C}_5\text{H}_5\text{BrN}]$: 591.01; found (m/z): 592.09106. ^1H NMR (400 MHz, CDCl_3) δ (ppm) = 2.10 (s, 3H, $\text{CH}_3(\text{b})$), 2.23 (s, 6H, $\text{CH}_3(\text{c,f})$), 2.26 (s, 6H, $\text{CH}_3(\text{d,e})$), 2.30 (s, 3H, $\text{CH}_3(\text{a})$), 2.76 (s, 4H, $\text{H}_{4,8}$), 3.27 (s, 2H, H_2), 3.77 (s, 4H, $\text{H}_{5,7}$), 4.99 (s, 2H, H_1), 6.03 (s, 2H, H_1^{v}),

6.13 (s, 1H, $\text{H}_{5^{\text{v}}}$); 7.11 (s, 1H, H_4), 7.21 (s, 1H, H_7), 7.34 (td, 2H, $\text{H}_{3,5}$), 7.77 (td, 1H, H_4^{v}), 8.94 (dd, 2H, $\text{H}_{2,6}$); ^{13}C NMR (100 MHz, CDCl_3) δ (ppm) = 16.83 ($\text{C}_{\text{c,f}}$), 20.31 (C_b), 20.53 (C_a), 20.73 ($\text{C}_{\text{d,e}}$), 50.74 ($\text{C}_{1,1,4,8}$), 53.97 ($\text{C}_{2,5,7}$), 110.76 (C_4), 111.86 (C_7), 124.97 ($\text{C}_{3,5}$), 130.86 ($\text{C}_{5^{\text{v}}}$), 131.99 ($\text{C}_{8,9}$), 132.52 ($\text{C}_{4,6}$), 133.57 (C_5), 133.71 (C_6), 134.38 ($\text{C}_{3,7}$), 135.34 (C_4^{v}), 137.99 (C_2^{v}), 152.59 ($\text{C}_2^{\text{v},6}$), 160.71 (C_2). Anal. Calc. for $\text{C}_{31}\text{H}_{40}\text{Br}_2\text{N}_4\text{OPd}$: C, 49.58%; H, 5.37%; N, 7.46%, found: C, 49.6; H, 5.4; N, 7.5%.

4.3.2 Dibromo-[1-(2-morpholinoethyl)-3-(2,3,4,5,6-pentamethylbenzyl)-5,6-dimethylbenzimidazole-2-ylidene](pyridine) palladium(II), 3b. Yield: 66%; Mp 238 °C; ν IR ν/cm^{-1} 1439; HR-AM (H-ESI II) analysis calculated (m/z) for $[\text{M}-\text{C}_5\text{H}_5\text{BrN}]$: 605.93; found (m/z): 606.10718. ^1H NMR (400 MHz, CDCl_3) δ (ppm) = 2.07 (s, 3H, $\text{CH}_3(\text{e})$), 2.24 (s, 6H, $\text{CH}_3(\text{d,f})$), 2.28 (s, 6H, $\text{CH}_3(\text{c,g})$), 2.30 (s, 3H, $\text{CH}_3(\text{b})$), 2.34 (s, 3H, $\text{CH}_3(\text{a})$), 2.77 (s, 4H, $\text{H}_{4,8}$), 2.28 (s, 2H, H_2), 3.78 (s, 4H, $\text{H}_{5,7}$), 5.00 (s, 2H, H_1); 6.06 (s, 2H, H_1^{v}), 6.08 (s, 1H, H_4), 7.21 (s, 1H, H_7), 7.34 (td, 2H, $\text{H}_{3,5}$), 7.77 (td, 1H, H_4^{v}), 8.95 (dd, 2H, $\text{H}_{2,6}$); ^{13}C NMR (100 MHz, CDCl_3) δ (ppm) = 17.04 ($\text{C}_{\text{c,g}}$), 17.38 (C_b), 17.83 (C_a), 20.29 ($\text{C}_{\text{d,f}}$), 20.55 (C_e), 51.47 ($\text{C}_{1,1,4,8}$), 53.96 ($\text{C}_{2,5,7}$), 110.68 (C_4), 112.03 (C_7), 124.65 ($\text{C}_{3,7}$), 128.15 ($\text{C}_{8,9}$), 133.17 ($\text{C}_{4,6}$), 133.62 (C_5), 133.75 (C_6), 134.94 ($\text{C}_{3,7}$), 136.01 (C_4^{v}), 137.98 (C_2^{v}), 152.61 ($\text{C}_2^{\text{v},6}$), 160.52 (C_2). Anal. Calc. for $\text{C}_{32}\text{H}_{42}\text{Br}_2\text{N}_4\text{OPd}$: C, 50.25%; H, 5.53%; N, 7.32%, found: C, 50.1; H, 5.6; N, 7.35%.

4.3.3 Dibromo-[3-(cyclobutylmethyl)-1-(2-morpholinoethyl)-1-(2-morpholinoethyl)-5,6-dimethylbenzimidazole-2-ylidene](pyridine) palladium(II), 3c. Yield: 53%; Mp 249 °C; ν IR ν/cm^{-1} 1444; HR-AM (H-ESI II) analysis calculated (m/z) for $[\text{M}-\text{C}_5\text{H}_5\text{BrN}]$: 513.79; found (m/z): 514.04468. ^1H NMR (400 MHz, CDCl_3) δ (ppm) = 1.93–2.20 (m, 7H, $\text{H}_{2,3,4,5}$), 2.38 (s, 6H, $\text{CH}_3(\text{a,b})$), 2.76 (s, 4H, $\text{H}_{4,8}$), 3.26 (s, 2H, H_2), 3.76 (s, 4H, $\text{H}_{5,7}$), 4.75 (d, 2H, H_1^{v}), 4.97 (s, 2H, H_1), 7.18 (s, 1H, H_4); 7.26 (s, 1H, H_7); 7.37 (t, 2H, $\text{H}_{3,5}$), 7.79 (td, 1H, H_4^{v}), 9.05 (dd, 2H, $\text{H}_{2,6}$). ^{13}C NMR (100 MHz, CDCl_3) δ (ppm) = 18.51 (C_4^{v}), 20.42 (C_b), 20.46 (C_a), 27.34 ($\text{C}_{3,5}$), 35.51 (C_2^{v}), 53.90 ($\text{C}_{4,8,2}$), 54.19 ($\text{C}_{1,1,5,7}$), 111.07 ($\text{C}_{4,7}$), 124.79 ($\text{C}_{3,5}$), 133.50 ($\text{C}_{8,9}$), 133.68 ($\text{C}_{5,6}$), 138.12 (C_4^{v}), 152.72 ($\text{C}_2^{\text{v},6}$), 159.75 (C_2). Anal. Calc. for $\text{C}_{26}\text{H}_{34}\text{Br}_2\text{N}_3\text{OPd}$: C, 46.55%; H, 5.11%; N, 6.26%, found: C, 46.6; H, 5.2; N, 6.3%.

4.3.4 Dibromo-[3-(4-chlorobenzyl)-1-(2-morpholinoethyl)-5,6-dimethylbenzimidazole-2-ylidene](pyridine) palladium(II), 3d. Yield: 46%; Mp 130 °C; ν IR ν/cm^{-1} 1446; HR-AM (H-ESI II) analysis calculated (m/z) for $[\text{M}-\text{C}_5\text{H}_5\text{BrN}]$: 570.24; found (m/z): 569.98999. ^1H NMR (400 MHz, CDCl_3) δ (ppm) = 2.16 (s, 3H, $\text{CH}_3(\text{a})$), 2.27 (s, 3H, $\text{CH}_3(\text{b})$), 2.69 (s, 4H, $\text{H}_{4,8}$), 3.22 (s, 2H, H_2), 3.69 (s, 4H, $\text{H}_{5,7}$), 4.93 (s, 2H, H_1), 5.98 (s, 2H, H_1^{v}), 6.70 (s, 1H, H_4), 7.19 (s, 1H, H_7), 7.24–7.30 (m, 4H, $\text{H}_{3,7,4,6}$); 7.41 (d, 2H, $\text{H}_{3,5}$), 7.70 (t, 1H, H_4^{v}), 8.93 (d, 2H, $\text{H}_{2,6}$); ^{13}C NMR (100 MHz, CDCl_3) δ (ppm) = 20.39 (C_b), 20.44 (C_a), 52.72 ($\text{C}_{1,1}$), 53.99 ($\text{C}_{4,8}$), 56.95 (C_2), 66.91 ($\text{C}_{5,7}$), 111.22 (C_4), 111.61 (C_7), 124.78 ($\text{C}_{3,5}$), 129.12 ($\text{C}_{3,7}$), 129.42 ($\text{C}_{4,6}$), 132.82 ($\text{C}_{8,9}$), 133.67 ($\text{C}_{5^{\text{v}}}$), 133.96 ($\text{C}_{5,6}$), 134.05 (C_2^{v}), 138.17 (C_4^{v}), 152.68 ($\text{C}_2^{\text{v},6}$), 161.51 (C_2). Anal. Calc. for $\text{C}_{27}\text{H}_{31}\text{Br}_2\text{ClN}_4\text{OPd}$: C, 44.47%; H, 4.28%; N, 7.68%, found: C, 44.5; H, 4.3; N, 7.7%.

4.3.5 Dibromo-[3-benzyl-1-(2-morpholinoethyl)-5,6-dimethylbenzimidazole-2-ylidene](pyridine) palladium(II), 3e. Yield: 70%; Mp 228 °C; ν IR ν/cm^{-1} 1417; HR-AM (H-ESI II)



analysis calculated (m/z) for $[M-C_5H_5BrN]^+$: 535.80; found (m/z): 536.02930. 1H NMR (400 MHz, $CDCl_3$) δ (ppm) = 2.21 (s, 3H, $CH_{3(b)}$), 2.33 (s, 3H, $CH_{3(a)}$), 2.75 (s, 4H, $H_{4,8}$), 3.28 (s, 2H, H_2), 3.76 (t, 4H, $H_{5,7}$), 4.99 (t, 2H, H_1), 6.08 (s, 2H, $H_{1'}$), 6.79 (s, 1H, H_4); 7.24 (s, 1H, H_7), 7.31–7.38 (m, 5H, $H_{3',4',5',6',7'}$), 7.55 (d, 2H, $H_{3',5'}$), 7.76 (td, 1H, H_4''), 9.02 (dd, 2H, $H_{2',6'}$); ^{13}C NMR (100 MHz, $CDCl_3$) δ (ppm) = 20.35 (C_b), 20.42 (C_a), 53.50 ($C_{1,1'}$), 54.05 ($C_{4,8}$), 57.03 (C_2), 67.03 ($C_{5,7}$), 111.06 (C_4), 111.83 (C_7), 124.73 ($C_{3',5'}$), 128.12 ($C_{5''}$), 128.90 ($C_{3',7'}$), 132.40 ($C_{4',6'}$), 133.06 ($C_{8,9}$), 133.98 ($C_{5,6}$), 135.22 (C_4''), 138.09 ($C_{2''}$), 152.70 ($C_{2',6''}$), 161.27 (C_2). Anal. Calc. for $C_{27}H_{32}Br_2N_4OPd$: C, 46.67%; H, 4.64%; N, 8.06%; found: C, 46.7; H, 4.7; N, 8.1%.

4.3.6 Dibromo-[3-(2-methoxyethyl)-1-(2-morpholinoethyl)-5,6-dimethylbenzimidazole-2-ylidene](pyridine) palladium(II), 3f. Yield: 63%; Mp 210 °C; ν IR ν/cm^{-1} 1446; HR-AM (H-ESI II) analysis calculated (m/z) for $[M]^+$: 662.76; found (m/z): 662.98938. 1H NMR (400 MHz, $CDCl_3$) δ (ppm) = 2.27 (d, 6H, $CH_{3(a,b)}$), 2.64 (s, 4H, $H_{4,8}$), 3.15 (s, 2H, H_2), 3.25 (s, 3H, $H_{4''}$), 3.65 (s, 4H, $H_{5,7}$), 4.05 (t, 2H, $H_{2''}$), 4.83 (t, 4H, $H_{1,1'}$), 7.15 (s, 1H, H_4), 7.19 (s, 1H, H_7); 7.26 (t, 2H, $H_{3',5'}$), 7.68 (td, 1H, H_4''), 8.94 (dd, 2H, $H_{2',6''}$); ^{13}C NMR (100 MHz, $CDCl_3$) δ (ppm) = 20.40 (C_a), 20.41 (C_b), 48.74 (C_1), 53.91 ($C_{1''}$), 59.31 ($C_{2',4',8}$), 65.98 ($C_{4',5',7}$), 71.35 ($C_{2''}$), 110.85 (C_4), 111.84 (C_7), 124.78 ($C_{3',5'}$), 132.47 ($C_{8,9}$), 133.39 (C_5), 134.23 (C_6), 138.16 (C_4''), 152.73 ($C_{2',6''}$), 160.17 (C_2). Anal. Calc. for $C_{23}H_{32}Br_2N_4O_2Pd$: C, 41.68%; H, 4.87%; N, 8.45%; found: C, 41.7; H, 4.9; N, 8.5%.

4.3.7 Dibromo-[3-(2-ethoxyethyl)-1-(2-morpholinoethyl)-5,6-dimethylbenzimidazole-2-ylidene](pyridine) palladium(II), 3g. Yield: 52%; Mp 175 °C; ν IR ν/cm^{-1} 1442; HR-AM (H-ESI II) analysis calculated (m/z) for $[M-C_5H_5BrN]^+$: 517.78; found (m/z): 518.04059. 1H NMR (400 MHz, $CDCl_3$) δ (ppm) = 1.14 (t, 3H, $CH_{3(5'')}$), 2.37 (d, 6H, $CH_{(a,b)}$), 2.70 (t, 4H, $H_{4,8}$), 3.20 (t, 2H, H_2), 3.51 (q, 2H, $H_{4''}$), 3.73 (t, 4H, $H_{5,7}$), 4.16 (t, 2H, $H_{2''}$), 4.90 (t, 2H, $H_{1''}$), 4.96 (t, 2H, H_1), 7.18 (s, 1H, H_4); 7.35–7.38 (m, 3H, $H_{7,3',5'}$), 7.78 (td, 1H, H_4''), 9.05 (dd, 2H, $H_{2',6''}$); ^{13}C NMR (100 MHz, $CDCl_3$) δ (ppm) = 15.31 ($C_{5''}$), 20.31 (C_a), 20.42 (C_b), 46.15 ($C_{1,1'}$), 49.04 ($C_{1''}$), 54.11 ($C_{4,8}$), 57.00 (C), 66.91 ($C_{4''}$), 67.15 ($C_{5,7}$), 69.26 ($C_{2''}$), 110.70 (C_4), 112.21 (C_7), 124.75 ($C_{3',5'}$), 132.17 ($C_{8,9}$), 133.49 (C_5), 134.19 (C_6), 138.11 (C_4''), 152.73 ($C_{2',6''}$), 160.05 (C_2). Anal. Calc. for $C_{24}H_{34}Br_2N_4O_2Pd$: C, 42.59%; H, 5.06%; N, 8.28%; found: C, 42.6; H, 5.1; N, 8.3%.

4.3.8 Dibromo-[3-(3,5-di-*tert*-butylbenzyl)-1-(2-morpholinoethyl)-5,6-dimethylbenzimidazole-2-ylidene](pyridine) palladium(II), 3h. Yield: 62%; Mp 137 °C; ν IR ν/cm^{-1} 1446; HR-AM (H-ESI II) analysis calculated (m/z) for $[M]^+$: 807.02; found (m/z): 809.30591. 1H NMR (400 MHz, $CDCl_3$) δ (ppm) = 1.23 (s, 18H, $CH_{3(c,d,e,f,g,h)}$), 2.13 (s, 3H, $CH_{3(b)}$), 2.27 (s, 3H, $CH_{3(a)}$), 2.70 (s, 4H, $H_{4,8}$), 3.25 (s, 2H, H_2), 3.69 (s, 4H, $H_{5,7}$), 4.94 (s, 2H, H_1), 6.00 (s, 2H, $H_{1'}$), 6.76 (s, 1H, $H_{5''}$); 7.19 (s, 1H, H_4), 7.28–7.30 (m, 3H, $H_{7,3',5'}$), 7.36 (d, 2H, $H_{3',7'}$), 7.70 (td, 1H, H_4''), 8.97 (dd, 2H, $H_{2',6''}$); ^{13}C NMR (100 MHz, $CDCl_3$) δ (ppm) = 20.35 (C_b), 20.41 (C_a), 31.62 ($C_{c,d,e,f,g,h}$), 35.11 ($C_{8',9'}$), 53.96 ($C_{1,1',4,8}$), 54.44 ($C_{2',5',7}$), 111.01 (C_4), 112.18 (C_7), 121.91 ($C_{3',5'}$), 122.95 ($C_{5''}$), 124.72 ($C_{4',6'}$), 133.14 ($C_{3',7'}$), 134.00 ($C_{8,9}$), 134.17 ($C_{5,6}$), 138.06 (C_4''), 151.37 ($C_{2''}$), 152.74 ($C_{2',6''}$), 160.94 (C_2). Anal. Calc. for $C_{35}H_{48}Br_2N_4OPd$: C, 52.09%; H, 6.00%; N, 6.94%; found: C, 52.1; H, 6.0; N, 7.1%.

4.3.9 Dibromo-[3-(4-(*tert*-butyl)benzyl)-1-(2-morpholinoethyl)-5,6-dimethylbenzimidazole-2-ylidene](pyridine) palladium(II), 3i. Yield: 70%; Mp 128 °C; ν IR ν/cm^{-1} 1445; HR-AM (H-ESI II) analysis calculated (m/z) for $[M-C_5H_5BrN]^+$: 591.91; found (m/z): 592.09119. 1H NMR (400 MHz, $CDCl_3$) δ (ppm) = 1.29 (s, 9H, $CH_{3(c,d,e)}$), 2.22 (s, 3H, $CH_{3(b)}$), 2.33 (s, 3H, $CH_{3(a)}$), 2.77 (s, 4H, $H_{4,8}$), 3.30 (s, 2H, H_2), 3.77 (s, 4H, $H_{5,7}$), 5.01 (s, 2H, H_1), 6.05 (s, 2H, $H_{1'}$), 6.82 (s, 1H, H_4), 7.33–7.38 (m, 5H, $H_{7,3',4',6',7'}$), 7.50 (d, 2H, $H_{3',5'}$), 7.76 (td, 1H, H_4''); 9.02 (dd, 2H, $H_{2',6''}$); ^{13}C NMR (100 MHz, $CDCl_3$) δ (ppm) = 20.34 (C_b), 20.42 (C_a), 31.45 ($C_{c,d,e}$), 34.70 ($C_{8''}$), 53.27 ($C_{1,1',4,8}$), 53.97 ($C_{2',5',7}$), 111.04 (C_4), 111.95 (C_7), 124.72 ($C_{3',5'}$), 125.82 ($C_{4',6'}$), 127.85 ($C_{3',7'}$), 132.13 ($C_{8,9}$), 133.08 ($C_{5,6}$), 133.95 (C_4''), 138.09 ($C_{2''}$), 151.10 ($C_{5''}$), 152.71 ($C_{2',6''}$), 161.07 (C_2). Anal. Calc. for $C_{31}H_{40}Br_2N_4OPd$: C, 49.58%; H, 5.37%; N, 7.46%; found: C, 49.6; H, 5.4; N, 7.5%.

4.4 General procedure for the arylation reaction

KOAc (2.0 mmol), arylbromide derivatives (1.0 mmol), heteroaryl derivatives 2-acetylfuran, PEPPSI-Pd(II)-N-heterocyclic carbene (NHC) complexes **3a-i** (0.01 mmol) were dissolved in *N,N*-dimethylacetamide (DMAc) (2 mL) in a small Schlenk tube under argon as described in the literature. The reaction mixture was stirred in an oil bath at 150 °C for 2 h. After completion of the reaction, the solvent was evaporated under vacuum and the residue was solved with dichloromethane (2 mL). The chemical characterizations of the products were undertaken with GC. GC conversions and GC yields were calculated with respect to aryl bromide from the results of GC spectrometry with dodecane as internal standard. The GC result showed also the homo-coupling byproduct.

4.5 Mercury poisoning test

To a small Schlenk tube filled with an excess of Hg (0.300 g, 1.50 mmol, Hg : Pd = 300 : 1), add 4-bromoacetophenone (1.0 mmol), furfural (1.3 mmol), KOAc (1.5 mmol), inner standard (50 μ L) and 2 mL of DMAc, followed by the addition of **3b**, Pd catalyst (0.01 mmol). The reaction mixture was stirred at 150 °C in an oil bath for 2 hours. After completion of the reaction, the solvent was evaporated *in vacuo*, the residue was dissolved in dichloromethane (2 mL), then filtered through a pad of silica gel and washed well, then concentrated and purified by silica gel flash chromatography. Reaction yields were determined by aryl halide based GC. The yield of the coupled product was 89%.

Data availability

The data used to support the findings of this study are available from the corresponding author upon request.

Conflicts of interest

The authors declare no conflicts of interest.



Acknowledgements

The authors extended their appreciation to the Researchers Supporting Project number (RSP2023R75), King Saud University, Riyadh, Saudi Arabia.

References

- N. A. Romero, K. A. Margrey, N. E. Tay and D. A. Nicewicz, *Science*, 2015, **349**, 1326–1330.
- C. Wolf and R. Lerebours, *J. Org. Chem.*, 2003, **68**, 7077–7084.
- M. Allegretti, A. Arcadi, F. Marinelli and L. Nicolini, *Synlett*, 2001, **5**, 609–612.
- M. G. Organ, M. Abdel-Hadi, S. Avola, N. Hadei, J. Nasielski, C. J. O'Brien and C. Valente, *Chem.-Eur. J.*, 2006, **13**, 150–157.
- J. M. L'Helgoual'ch, A. Seggio, F. Chevallier, M. Yonehara, E. Jeanneau, M. Uchiyama and F. Mongin, *J. Org. Chem.*, 2008, **73**, 177–183.
- Y. Akita, A. Inoue, K. Yamamoto, A. Ohta, T. Kurihara and M. Shimizu, *Heterocycles*, 1985, **23**, 2327–2333.
- A. Ohta, Y. Akita, T. Ohkuwa, M. Chiba, R. Fukunaga, A. Miyafuji, T. Nakata, N. Tani and Y. Aoyagi, *Heterocycles*, 1990, **31**, 1951–1958.
- Y. Aoyagi, A. Inoue, I. Koizumi, R. Hashimoto, A. Miyafuji, J. Kunoh, R. Honma, Y. Akita and A. Ohta, *Heterocycles*, 1992, **33**, 257–272.
- D. Alberico, M. E. Scott and M. Lautens, *Chem. Rev.*, 2007, **107**, 174–238.
- B. J. Li, S. D. Yang and Z.-J. Shi, *Synlett*, 2008, **7**, 949–957.
- F. Bellina and R. Rossi, *Tetrahedron*, 2009, **65**, 10269–10310.
- L. Ackermann, R. Vincente and A. R. Kapdi, *Angew. Chem., Int. Ed.*, 2009, **48**, 9792–9826.
- J. Roger, A. L. Gottumukkala and H. Doucet, *ChemCatChem*, 2010, **2**, 20–40.
- X. F. Wu, P. Anbarasan, H. Neumann and M. Beller, *Angew. Chem., Int. Ed.*, 2010, **49**, 7316–7319.
- N. Kuhl, M. N. Hopkinson, J. Wencel-Delord and F. Glorius, *Angew. Chem., Int. Ed.*, 2012, **51**, 10236–10254.
- J. Wencel-Delord and F. Glorius, *Nat. Chem.*, 2013, **5**, 369–375.
- R. Rossi, F. Bellina, M. Lessi and C. Manzini, *Adv. Synth. Catal.*, 2014, **356**, 17–117.
- K. Yuan, J.-F. Soule and H. Doucet, *ACS Catal.*, 2015, **5**, 978–991.
- L. Zhao, C. Bruneau and H. Doucet, *Chem. Commun.*, 2013, **49**, 5598–5600.
- S. Karthik and T. Gandhi, *Org. Lett.*, 2017, **19**, 5486–5489.
- M. Schnurch, R. Flasiak, A. F. Khan, M. Spina, M. D. Mihovilovic and P. Stanetty, *Eur. J. Org. Chem.*, 2006, **15**, 3283–3307.
- K. Yuan, J.-F. Soule and H. Doucet, *ACS Catal.*, 2015, **5**, 978–991.
- K. Masui, H. Ikegami and A. Mori, *J. Am. Chem. Soc.*, 2004, **126**, 5074–5075.
- E. David, S. Pellet-Rostaing and M. Lemaire, *Tetrahedron*, 2007, **63**, 8999–9006.
- M. Nakano, H. Tsurugi, T. Satoh and M. Miura, *Org. Lett.*, 2008, **10**, 1851–1854.
- L. Chen, J. Roger, C. Bruneau, P. H. Dixneuf and H. Doucet, *Chem. Commun.*, 2011, **6**, 1872–1874.
- B. B. Toure, B. S. Lane and D. Sames, *Org. Lett.*, 2006, **8**, 1979–1982.
- S. D. Yang, C. L. Sun, Z. Fang, B. J. Li, Y. Z. Li and Z. J. Shi, *Angew. Chem., Int. Ed.*, 2008, **47**, 1473–1476.
- D. T. Gryko, O. Vakuliuk, D. Gryko and B. Koszarna, *J. Org. Chem.*, 2009, **74**, 9517–9520.
- O. Vakuliuk, B. Koszarna and D. T. Gryko, *Adv. Synth. Catal.*, 2011, **353**, 925–930.
- M. Wu, J. Luo, F. Xiao, S. Zhang, G.-J. Deng and H.-A. Luo, *Adv. Synth. Catal.*, 2012, **354**, 335–340.
- L. Florentino, F. Aznar and C. Valdes, *Chem. Eur.*, 2013, **19**, 10506–10510.
- R. Jin, K. Yuan, E. Chatelain, J.-F. Soule and H. Doucet, *Adv. Synth. Catal.*, 2014, **356**, 3831–3841.
- A. Battace, M. Lemhadri, T. Zair, H. Doucet and M. Santelli, *Organometallics*, 2007, **26**, 472–474.
- R. Matsidik, J. Martin, S. Schmidt, J. Obermayer, F. Lombeck, F. Nübling, H. Komber, D. Fazzi and M. Sommer, *J. Org. Chem.*, 2015, **80**, 980–987.
- P. Li, Z. Chai, G. Zhao and S. Z. Zhu, *Tetrahedron*, 2009, **65**, 1673–1678.
- C. Verrier, P. Lassalas, L. Théveau, G. Quéguiner, F. Trécourt, F. Marsais and C. Hoarau, Recent advances in direct C-H arylation: Methodology, selectivity and mechanism in oxazole series, *Beilstein J. Org. Chem.*, 2011, **7**, 1584–1601.
- J. Roger, A. L. Gottumukkala and H. Doucet, *ChemCatChem*, 2010, **2**, 20–40.
- N. Nakamura, Y. Tajima and K. Sakai, *Heterocycles*, 1982, **17**, 235–245.
- Y. Akita, A. Inoue, K. Yamamoto, A. Ohta, T. Kurihara and M. Shimizu, *Heterocycles*, 1985, **23**, 2327–2333.
- E. David, S. Pellet Rostaing and E. Lemaire, *Tetrahedron*, 2007, **63**, 8999–9006.
- J. Yamaguchi, A. D. Yamaguchi and K. Itami, *Angew. Chem., Int. Ed.*, 2012, **51**, 8960–9009.
- P. Kapitzka, A. Scherfler, S. Salcher, S. Sopper, M. Cziferszky, K. Wurst and R. Gust, *J. Med. Chem.*, 2023, **66**(12), 8238–8250.
- I. Petrov, S. L. Gorelsky and K. Fagnou, *J. Org. Chem.*, 2010, **75**, 1047–1060.
- A. J. Arduengo III, R. L. Harlow and M. Kline, *J. Am. Chem. Soc.*, 1991, **113**, 361.
- L. Benhamou, E. Chardon, G. Lavigne, S. Bellemine Laponnaz and V. Cesar, *Chem. Rev.*, 2011, **111**, 2705.
- S. Díez-Gonzalez, N. Marion and S. P. Nolan, *Chem. Rev.*, 2009, **109**, 3612.
- D. Enders, O. Niemeier and A. Henseler, *Chem. Rev.*, 2007, **107**, 5606.
- G. C. Fortman and S. P. Nolan, *Chem. Soc. Rev.*, 2011, **40**, 5151.



- 50 M. N. Hopkinson, C. Richter, M. Schedler and F. Glorius, *Nature*, 2014, **510**, 485.
- 51 E. Peris and R. H. Crabtree, *Coord. Chem. Rev.*, 2004, **248**, 2239.
- 52 P. Małecki, K. Gajda, O. Ablialimov, M. Malinska, R. Gajda, K. Wozniak, A. Kajetanowicz and K. Grela, *Organometallics*, 2017, **36**, 2153.
- 53 G. Meng and M. Szostak, *Org. Lett.*, 2018, **20**, 6789.
- 54 X. Tian, J. Lin, S. Zou, J. Lv, Q. Huang, J. Zhu, S. Huang and Q. Wang, *J. Organomet. Chem.*, 2018, **861**, 125.
- 55 M. O. Karataş, S. Günel, A. Mansur, B. Alici and İ. Özdemir, *Arch. Pharm.*, 2020, **353**, e2000013.
- 56 S. Shi, S. P. Nolan and M. Szostak, *Acc. Chem. Res.*, 2018, **51**, 2589.
- 57 D. Domyati, R. Latifi and L. Tahsini, *J. Organomet. Chem.*, 2018, **860**, 98.
- 58 M. O. Karataş, A. D. Giuseppe, V. Passarelli, B. Alici, J. J. Pérez-Torrente, L. A. Oro, İ. Özdemir and R. Castarlenas, *Organometallics*, 2018, **37**, 191.
- 59 M. O. Karataş, *J. Organomet. Chem.*, 2019, **899**, 120906.
- 60 L. Boubakri, K. Dridi, A. S. Al-Ayed, İ. Özdemir, S. Yaşar and N. Hamdi, *J. Coord. Chem.*, 2019, **72**, 516.
- 61 N. Kaloğlu, İ. Özdemir, N. Gürbüz, H. Arslan and P. H. Dixneuf, *Molecules*, 2018, **23**, 647.
- 62 İ. Özdemir, S. Demir Düşünceli, N. Kaloğlu, M. Achard and C. Bruneau, *J. Organomet. Chem.*, 2015, **799–800**, 311.
- 63 Z. Şahin, N. Gürbüz, İ. Özdemir, O. Şahin, O. Büyükgüngör, M. Achard and C. Bruneau, *Organometallics*, 2015, **34**, 2296.
- 64 N. Şahin, N. Özdemir, N. Gürbüz and İ. Özdemir, *Appl. Organomet. Chem.*, 2019, **33**, 4704.
- 65 L. G. Mercier and M. Leclerc, *Acc. Chem. Res.*, 2013, **46**, 1597–1605.
- 66 (a) D. Alberico, M. E. Scott and M. Lautens, *Chem. Rev.*, 2007, **107**, 174–238; (b) L. Ackermann, *Chem. Rev.*, 2011, **111**, 1315–1345.
- 67 A. Battace, M. Lemhadri, T. Zair, H. Doucet and M. Santelli, *Adv. Synth. Catal.*, 2007, **349**, 2507–2516.
- 68 (a) H. W. Wanzlick and H. J. Schönherr, *Angew. Chem., Int. Ed.*, 1968, **7**, 141–142; (b) K. Öfele, *J. Organomet. Chem.*, 1968, **12**, 42–43.
- 69 A. J. Arduengo, R. L. Harlow and M. Kline, *J. Am. Chem. Soc.*, 1991, **113**, 361–363.
- 70 W. A. Herrmann, N. W. Huber and O. Runte, *Angew. Chem., Int. Ed.*, 1995, **34**, 2187–2206.
- 71 C. J. O'Brien, E. A. B. Kantchev, C. Valente, N. Hadei, G. A. Chass, A. Lough, A. C. Hopkinson and M. G. Organ, *Chem.–Eur. J.*, 2006, **12**, 4743–4748.
- 72 C. M. Crudden and D. P. Allen, *Coord. Chem. Rev.*, 2004, **248**, 2247–2273.
- 73 (a) N. Touj, N. Gürbüz, N. Hamdi, S. Yaşar and İ. Özdemir, *Inorg. Chim. Acta*, 2018, **78**, 187–194; (b) L. Boubakri, K. Dridi, A. A. AlAyed, İ. Özdemir, S. Yaşar and N. Hamdi, *J. Coord. Chem.*, 2019, **72**, 516–527.
- 74 M. Kaloğlu, İ. Özdemir, V. Dorcet, C. Bruneau and H. Doucet, *Eur. J. Inorg. Chem.*, 2017, **10**, 1382–1391.
- 75 I. Slimani, L. Boubakri, N. Özdemir, L. Mansour, I. Özdemir, N. Gürbüz, S. YAŞAR, M. Sauthier and N. Hamdi, *Inorg. Chim. Acta*, 2022, **532**, 120747–120755.
- 76 (a) S. Ray, R. Mohan, J. K. Singh, M. K. Samantaray, M. M. Shaikh, D. Panda and P. Ghosh, *J. Am. Chem. Soc.*, 2007, **129**, 15042–15053; (b) W. de Almeida Bezerra, J. L. Sônego Milani, C. H. de Jesus Franco, F. T. Martins, Â. de Fátima, Â. F. A. da Mata and R. P. das Chagas, *Mol. Catal.*, 2022, **530**, 112632.
- 77 (a) C. H. Wang, W. C. Shih, H. C. Chang, Y. Y. Kuo, W. C. Hung, T. G. Ong and W. S. Li, *J. Med. Chem.*, 2011, **54**, 5245–5249; (b) Z. Nawaz, H. Ullah, N. Gürbüz, M. N. Zafar, F. Verpoort, M. N. Tahir, I. Özdemir and R. J. Trovitch, *Mol. Catal.*, 2022, **526**, 12369.
- 78 (a) R. A. Haque, A. W. Salman, S. Budagumpi, A. A. Abdullah and A. M. Majid, *Metallomics*, 2013, **5**, 760–769; (b) Y. Wu, L. Ma, Z. Song, et al., *Carb. Neutrality*, 2023, **2**, 1, DOI: [10.1007/s43979-022-00041-5](https://doi.org/10.1007/s43979-022-00041-5).
- 79 J. Y. Lee, J. Y. Lee, Y. Y. Chang, C. H. Hu, N. M. Wang and H. M. Lee, *Organometallics*, 2015, **34**, 4359–4368.
- 80 J. Kuwabara, M. Sakai, Q. Zhang and T. Kanbara, *Org. Chem. Front.*, 2015, **2**, 520–525.
- 81 (a) S. Fantasia and S. P. Nolan, *Chem.–Eur. J.*, 2008, **14**, 6987–6993; (b) X.-C. Cai, S. Majumdar, G. C. Fortman, C. S. J. Cazin, A. M. Z. Slawin, C. Lhermitte, R. Prabhakar, M. E. Germain, T. Palluccio, S. P. Nolan, E. V. Rybak-Akimova, M. Temprado, B. Captain and C. D. Hoff, *J. Am. Chem. Soc.*, 2011, **133**, 1290–1293.
- 82 (a) M. G. Organ, G. A. Chass, D. C. Fang, A. C. Hopkinson and C. Valente, *Synthesis*, 2008, **2008**, 2776–2797; (b) A. Chartoire, M. Lesieur, L. Falivene, A. M. Z. Slawin, L. Cavallo, C. S. J. Cazin and S. P. Nolan, *Chem.–Eur. J.*, 2012, **18**, 4517–4521.
- 83 M. Fanelli, M. Formica, V. Fusi, L. Giorgi, M. Micheloni and P. Paoli, *Coord. Chem. Rev.*, 2016, **310**, 41–79.
- 84 A. Garoufis, S. K. Hadjikakou and N. Hadjiliadis, *Coord. Chem. Rev.*, 2009, **253**, 1384–1397.
- 85 G. Ayyannan, M. Mohanraj, M. Gopiraman, R. Uthayamalar, G. Raja, N. Bhuvanesh, R. Nandhakumar and C. Jayabalakrishnan, *Inorg. Chim. Acta*, 2020, **512**, 119868–119875.
- 86 X. Wei, Y. Yang, J. Ge, X. Lin, D. Liu, S. Wang, J. Zhang, G. Zhou and S. Li, *J. Inorg. Biochem.*, 2020, **202**, 110857–110863.
- 87 M. Aminzadeh, M. Saeidifar and H. Mansouri-Torshizi, *J. Mol. Struct.*, 2020, **1215**, 128212–128219.
- 88 A. T. Fiori-Duarte, F. R. G. Bergamini, R. E. F. de Paiva, C. M. Manzano, W. R. Lustris and P. P. Corbi, *J. Mol. Struct.*, 2019, **1186**, 144–154.
- 89 N. Dheman, N. Mahoney, E. M. Cox, J. J. Farley, T. Amini and M. L. Lanthier, *Infect. Dis.*, 2021, **73**, 4444–4450.
- 90 R. K. Dev, A. Bhattarai, N. K. Chaudhary and P. Mishra, *Asian J. Chem.*, 2020, **32**, 1473–1481.
- 91 E. A. Nyawade, M. O. Onani, S. Meyer and P. Dube, *Chem. Pap.*, 2020, **74**, 3705–3715.
- 92 L. Boubakri, L. Mansour, A. H. Harrath, I. Ozdemir, S. Yasar and N. Hamdi, *J. Coord. Chem.*, 2018, **71**, 183–199.



- 93 H. Almallah, E. Brenner, D. Matt, J. Harrowfield, M. Jahajh and A. Hijazi, Palladium complexes of N-heterocyclic carbenes displaying an unsymmetrical N-alkylfluorenyl/N'-aryl substitution pattern and their behaviour in Suzuki-Miyaura cross coupling, *Dalton Trans.*, 2019, **48**, 14516–14529.
- 94 N. Muniyappan and S. Sabiah, Synthesis, structure, and characterization of picolyl- and benzyl-linked biphenyl palladium N-heterocyclic carbene complexes and their catalytic activity in acylative cross-coupling reactions, *Appl. Organomet. Chem.*, 2020, **34**, e5421.
- 95 S. Guo and H. V. Huynh, Dinuclear triazole-derived, Janus-type N-heterocyclic carbene complexes of palladium: Syntheses, isomerizations, and catalytic studies toward direct C5-arylation of imidazoles, *Organometallics*, 2014, **33**, 2004–2011.
- 96 N. Hamdi, J. Slimani, L. Mansour, F. Alresheedi, N. Gürbüz and I. Özdemir, N-heterocyclic carbene-palladium complexes and their catalytic activity in the direct C-H bond activation of heteroarene derivatives with aryl bromides: synthesis, and antimicrobial and antioxidant activities, *New J. Chem.*, 2021, **45**, 21248–21262.
- 97 (a) C. F. McKenzie, P. R. Spackman, D. Jayatilaka and M. A. Spackman, *CrystalExplorer* model energies and energy frameworks: extension to metal coordination compounds, organic salts, solvates and open-shell systems, *IUCrJ*, 2017, **4**, 575–587; (b) P. R. Spackman; M. J. Turner; J. J. McKinnon; S. K. Wolff; D. J. Grimwood; D. Jayatilaka and M. A. Spackman, *Crystal Explorer 21.5*, University of Western Australia, Perth, Australia, 2021.
- 98 T. Ryhl, Thermodynamic properties of palladium(II) chloride and bromide complexes in aqueous solution, *Acta Chem. Scand.*, 1972, **26**, 2961–2962.
- 99 L. Boubakri, S. Yasar, V. Dorcet, T. Roisnel, C. Bruneau, N. Hamdi and I. Ozdemir, *J. Chem.*, 2017, **41**, 5105–5113.
- 100 K. Yuan, J.-F. Soule and H. Doucet, *ACS Catal.*, 2015, **5**, 978–991.
- 101 E. Assen, B. Kantch and M. G. Organ, *Angew. Chem.*, 2007, **46**, 2768–2813.
- 102 N. Touj, S. Yaşar, N. Özdemir and N. Hamdi, *İ. Özdemir. J. Organomet. Chem.*, 2018, **860**, 59–71.
- 103 (a) S. I. Gorelsky, D. Lapointe and K. Fagnou, Analysis of the palladium-catalyzed (aromatic) C–H bond metalation-deprotonation mechanism spanning the entire spectrum of arenes, *J. Org. Chem.*, 2012, **77**, 658–668; (b) S. I. Gorelsky, Tuning the regioselectivity of palladium-catalyzed direct arylation of azoles by metal coordination, *Organometallics*, 2012, **31**, 794–797.
- 104 (a) M. Kaloğlu, N. Gürbüz, İ. Yıldırım, N. Özdemir and İ. Özdemir, Well-defined PEPPSI-themed palladium–NHC complexes: synthesis, and catalytic application in the direct arylation of heteroarenes, *Appl. Organomet. Chem.*, 2020, **34**, 5387–5394; (b) J. Roger, A. L. Gottumukkala and H. Doucet, Palladium-Catalyzed C₃ or C₄ Direct Arylation of Heteroaromatic Compounds with Aryl Halides by CH Bond Activation, *ChemCatChem*, 2010, **2**, 20–40; (c) S. Yanagisawa, K. Ueda, H. Sekizawa and K. Itami, Programmed synthesis of tetraarylthiophenes through sequential C–H arylation, *J. Am. Chem. Soc.*, 2009, **131**, 14622–14623.
- 105 (a) R. Giri, N. Mangel, J. Li, D. Wang, S. P. Breazzano, L. B. Saunders and J. Yu, *J. Am. Chem. Soc.*, 2007, **129**, 3510–3511; (b) L. Boubakri, A. Chakchouk-Mtibaa, A. Sulaiman Al-Ayed, L. Mansour, N. Abutaha, A. H. Harrath, L. Mellouli, I. Özdemir, S. Yasar and N. Hamdi, *RSC Adv.*, 2019, **9**, 34406–34420.
- 106 (a) S. J. Pastine, D. V. Gribkov and D. Sames, *J. Am. Chem. Soc.*, 2006, **128**, 14220–14221; (b) F. Kakiuchi, M. Usui, S. Ueno, N. Chatani and S. Murai, *J. Am. Chem. Soc.*, 2004, **126**, 2706–2707; (c) F. Kakiuchi, S. Kan, K. Igi, N. Chatani and S. Murai, *J. Am. Chem. Soc.*, 2003, **125**, 1698–1699.
- 107 J. A. Bull, R. A. Croft, O. A. Davis, R. Doran and K. F. Morgan, *Chem. Rev.*, 2016, **116**, 12150–12233.
- 108 C. Adamo, C. Amatore, I. Ciofini, A. Jutand and H. Lakmini, *J. Am. Chem. Soc.*, 2006, **128**, 6829–6836.
- 109 A. Ohta, Y. Akita, T. Ohkuwa, M. Chiba, R. Fukunaga, A. Miyafuji, T. Nakata, N. Tani and Y. Aoyagi, *Heterocycles*, 1990, **31**, 1951–1958.
- 110 E. David, S. PelletRostaing and E. Lemaire, *Tetrahedron*, 2007, **63**, 8999–9006.
- 111 M. Parisien, D. Valette and K. Fagnou, *J. Org. Chem.*, 2005, **70**, 7578–7584.
- 112 C. B. Bheeter, L. Chen, J. F. Soulé and H. Doucet, *Catal. Sci. Technol.*, 2016, **6**, 2005–2049.
- 113 C. R. Shahini, G. Achar, S. Budagumpi, M. Tacke and S. A. Patil, *Appl. Organomet. Chem.*, 2017, **31**, 3819–e3819.
- 114 N. Sauermann, J. Loup, D. Kootz, V. R. Yatham, A. Berkessel and L. Ackermann, *Synthesis*, 2017, **49**(49), 3476–3484.
- 115 K. Xu, W. Li, R. Sun, L. Luo, X. Chen, C. Zhang, X. Zheng, M. Yuan, H. Fu, R. Li and H. Chen, *Org. Lett.*, 2020, **22**, 6107–6111.
- 116 J. Roger and H. Doucet, *Adv. Synth. Catal.*, 2009, **351**, 1977–1990.
- 117 M. C. R. Castro, M. Belsley and M. M. M. Raposo, *Dyes Pigm.*, 2016, **131**, 333–339.
- 118 E. David, C. Rangheard, S. PelletRostaing and M. Lemaire, *Synlett*, 2006, **13**, 2016–2020.
- 119 (a) B. Glover, K. A. Harvey, B. Liu, M. J. Sharp and M. F. Tymoschenko, *Org. Lett.*, 2003, **5**, 301; (b) L. N. Lewis, *Chem. Rev.*, 1993, **93**, 2693–2730.
- 120 Y. Lin and R. G. Finke, *Nanocluster Catal.*, 1994, **33**, 4891–4910.
- 121 J. A. Widegren and R. G. Finke, *J. Mol. Catal. A: Chem.*, 2003, **198**, 317–341.
- 122 D. B. Eremin and V. P. Ananikov, *Coord. Chem. Rev.*, 2017, **346**, 2–19.
- 123 A. Del Zotto and D. Zuccaccia, *Catal. Sci. Technol.*, 2017, **7**, 3934–3951.
- 124 A. Biffis, P. Centomo, A. Del Zotto and M. Zecca, *Chem. Rev.*, 2018, **118**, 2249–2295.
- 125 J. G. A. de Vries, *Dalton Trans.*, 2006, 421–429.
- 126 L. A. Perego, L. Grimaud and F. Bellina, *Adv. Synth. Catal.*, 2016, **358**, 597–609.



- 127 S. Hübner, J. G. De Vries and V. Farina, *Adv. Synth. Catal.*, 2016, **358**, 3–25.
- 128 R. Cano, A. F. Schmidt and G. P. McGlacken, *Chem. Sci.*, 2015, **6**, 5338–5346.
- 129 J. B. Brazier, B. N. Nguyen, L. A. Adrio, E. M. Barreiro, W. P. Leong, M. A. Newton, S. J. A. Figueroa, K. Hellgardt and K. K. M. Hii, *Catal. Today*, 2014, **229**, 95–103.
- 130 S. Chikhi, S. Djebbar, J. F. Soule and H. Doucet, *Chem. – Asian J.*, 2016, **11**, 2443–2452.
- 131 S. J. Meek, C. L. Pitman and A. J. M. Miller, *J. Chem. Educ.*, 2016, **93**, 275–286.
- 132 S. Karthik and T. Gandhi, *Org. Lett.*, 2017, **19**, 5486–5489.
- 133 R. N. Pease, *J. Am. Chem. Soc.*, 1923, **45**, 2296–2305.
- 134 M. T. Reetz and J. G. de Vries, *Chem. Commun.*, 2004, **14**, 1559–1563.
- 135 J. G. de Vries, *Dalton Trans.*, 2006, **412**, 421–429.
- 136 M. M. Dell'Anna, M. Malia, P. Mastrorilli, A. Rizzutia, C. Ponzonic and C. Leonellic, *J. Mol. Catal. A: Chem.*, 2013, **366**, 186–194.
- 137 (a) A. Battace, M. Lemhadri, T. Zair, H. Doucet and M. Santelli, *Organometallics*, 2007, **26**, 472–474; (b) F. Pozgan, J. Roger and H. Doucet, *ChemSusChem*, 2008, **1**, 404–407.
- 138 (a) J. Roger, F. Pozgan and H. Doucet, *Green Chem.*, 2009, **11**, 425–432; (b) M. Kaloglu, İ. Özdemir, V. Dorcet, C. Bruneau and H. Doucet, *Eur. J. Inorg. Chem.*, 2017, **10**, 1382–1391.
- 139 (a) M. Lafrance and K. Fagnou, *J. Am. Chem. Soc.*, 2006, **128**, 16496–16497; (b) Y. F. Yang, G. J. Cheng, P. Liu, D. Leow, T. Y. Sun, P. Chen, X. Zhang, J. Q. Yu, Y. D. Wu and K. N. Houk, *J. Am. Chem. Soc.*, 2014, **136**(1), 344–355.
- 140 A. Wu, Q. Chen, W. Liu, L. You, Y. Fu and H. Zhang, *Org. Chem. Front.*, 2018, **5**, 1811–1814.

