



**HAL**  
open science

## **NO adsorption on fresh and aged Pd-Rh Natural Gas Vehicle catalysts: A TAP approach**

Pascal Granger, Y. Renème, Fabien Dhainaut, Yves Schuurman, C. Mirodatos

### ► **To cite this version:**

Pascal Granger, Y. Renème, Fabien Dhainaut, Yves Schuurman, C. Mirodatos. NO adsorption on fresh and aged Pd-Rh Natural Gas Vehicle catalysts: A TAP approach. Tenth International Congress on Catalysis and Automotive Pollution Control (Capoc10), Oct 2015, Brussel, Belgium. hal-04390532

**HAL Id: hal-04390532**

**<https://hal.univ-lille.fr/hal-04390532>**

Submitted on 12 Feb 2024

**HAL** is a multi-disciplinary open access archive for the deposit and dissemination of scientific research documents, whether they are published or not. The documents may come from teaching and research institutions in France or abroad, or from public or private research centers.

L'archive ouverte pluridisciplinaire **HAL**, est destinée au dépôt et à la diffusion de documents scientifiques de niveau recherche, publiés ou non, émanant des établissements d'enseignement et de recherche français ou étrangers, des laboratoires publics ou privés.

# NO Adsorption and Reaction on Aged Pd–Rh Natural Gas Vehicle Catalysts: A Combined TAP and Steady-State Kinetic Approach

Pascal Granger

- Y. Renème<sup>1</sup>
- F. Dhainaut<sup>1</sup>
- Y. Schuurman<sup>2</sup>
- C. Mirodatos<sup>2</sup>

Pascal Granger : pascal.granger@univ-lille1.fr

<sup>1</sup> Unité de Catalyse et de Chimie du Solide, ENSCL, UMR CNRS 8181, Université Lille 1 Sciences et Technologies, Bât. C3 Villeneuve d'Ascq, 59650 Villeneuve d'Ascq, France

<sup>2</sup> Ircelyon, CNRS, Université Lyon 1, 2 avenue A. Einstein, 69000 Lyon, France

## Abstract

A combined temporal analysis of products (TAP) and steady-state kinetic study was achieved to characterize the surface reactivity of fresh and aged bimetallic Pd–Rh/Al<sub>2</sub>O<sub>3</sub> Natural-Gas Vehicle catalysts.

Single NO pulse TAP experiments were performed on a stabilized surface after exposure to successive NO pulses until to get a steady-state NO conversion. Outlet flow curves recorded during such experiments show fast reaction steps taking place on noble metal particles and a slow process during NO desorption ascribed to the involvement of spill-over effect of chemisorbed NO molecules from the metal to the support. This slow process attenuates on the aged sample likely due to an alteration of the metal/support interface induced by particle sintering at high temperature.

Thermal aging also alters the surface composition of bimetallic Pd–Rh particles which leads to changes in the products distribution from NO dissociation. A similar selectivity behavior is observed from steady-state kinetic measurements during the NO/H<sub>2</sub> reaction. Interestingly, a weak partial pressure dependency of the selectivity reflects a surface Rh enrichment of Pd–Rh particles during aging.

**Keywords** Thermal aging ; TAP reactor ; NGV Pd–Rh catalyst ; NO adsorption ; DeNO<sub>x</sub> ; N<sub>2</sub>O formation

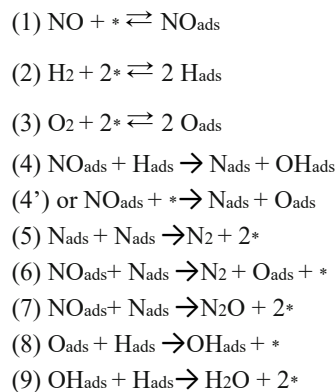
## 1 Introduction

A growing interest is focused on the development of natural gas fueled-engines [1, 2] due to lower atmospheric pollutant emissions in terms of particulates related to a higher H/C ratio and a better homogeneity of combustion process compared to Diesel engines. Among the different reactions taking place over Natural-Gas-Vehicle (NGV) catalysts, the presence of hydrogen in three-way conditions is of prime importance enhancing the reduction of NO at low temperature typically during the cold start engine [3, 4]. Under three-way conditions, at more elevated temperature, the simultaneous removal of NO<sub>x</sub> and methane represents an outstanding issue especially under rich conditions because of the high chemical stability of methane. Since methane is recognized as a greenhouse gas then the efficiency of NGV catalysts implies a complete conversion of unburnt methane at reasonable temperature to preserve the catalyst durability. Up to now, palladium is the most active component to treat methane emissions [5, 6].

Now regarding NO<sub>x</sub> removal, Rh is recognized as the most active component to dissociate NO. However, strong NO adsorption on Rh can be detrimental on the catalytic activity and selectivity at low temperature [4, 7, 8] and also at high temperature under three-way conditions when the oxygen coverage becomes significant then preventing NO adsorption and dissociation [9]. In these conditions, the formation of N<sub>2</sub>O can occur predominantly. Based on these considerations, the preservation of the metal/support interface could be useful further lowering inhibiting effects due to strong NO or oxygen adsorption. TAP and steady-state kinetic measurements were achieved on aged Pd–Rh/Al<sub>2</sub>O<sub>3</sub> to investigate the impact of aging on the adsorptive properties of noble metals and the reactivity of

intermediates. Particular attention was paid to the alteration of the metal/support interface and changes in the surface composition of bimetallic Pd–Rh particles during aging.

Further correlations with steady-state kinetic measurements for the NO/H<sub>2</sub>/O<sub>2</sub> reaction at low temperature will be tentatively established on the basis of the following reaction mechanism as already suggested over noble metals [4, 10, 11] (Scheme 1).



Scheme 1 Mechanism for the reduction of NO by H<sub>2</sub> earlier proposed over noble metals [4, 10, 11]

## 2 Experimental

Bimetallic Pd and Rh-based catalysts supported on alumina (250 m<sup>2</sup> g<sup>-1</sup>) was supplied by Umicore containing 2.5 and 0.18 wt % palladium and rhodium respectively [4]. Samples were successively calcined in air at 500 °C for 4 h and then reduced in pure H<sub>2</sub> at 500 °C prior to catalytic reaction.

Thermal aging was performed at 980 °C under controlled atmosphere in the presence of 10 vol% H<sub>2</sub>O diluted in air. XPS and IR spectroscopic measurements on fresh and aged Pd–Rh/Al<sub>2</sub>O<sub>3</sub> catalysts revealed a significant growth of metallic particles and a parallel surface Rh enrichment [12]. Transient measurements were carried out in a TAP-2 set-up at Ircelyon [13]. The catalytic bed was composed of three different zones: 220 mg (or 1 cm long) of quartz, 20 mg (or 0.48 cm) of catalysts and 235 mg of quartz (1.06 cm). The duration between two pulses to return to the baseline varied in the range 1.5–2 s. Each pulse contained 6.0 × 10<sup>15</sup> molecules of gaseous NO.

Steady-state kinetic measurements were performed at atmospheric pressure in a recycling fixed bed flow reactor with a recycling ratio of 180 to get a CSTR performance.

Outlet gas mixture was analysed by a Balzers quadrupole mass spectrometer and a Hewlett Packard 5890 series II chromatograph fitted with a thermal conductivity detector.

Typically, catalytic measurements were performed with 0.1 g of catalyst, diluted in 0.2 g of α-Al<sub>2</sub>O<sub>3</sub>, and a global flow rate of 10 L h<sup>-1</sup>. The catalyst was in powder form with an average grain size of 150 nm. In such conditions it was checked by modifying the catalyst loading at constant space velocity that no significant external diffusion phenomena occurred. The rate of NO conversion and selectivity towards the production of N<sub>2</sub>O were calculated according to Eqs. (10) and (11) respectively, where F<sub>NO,0</sub> was the inlet flow rate of NO, F<sub>i</sub> (with i = N<sub>2</sub> or N<sub>2</sub>O) the outlet flow rates of the products, m the mass of catalyst and X<sub>NO</sub> the conversion of NO.

## 3 Results and Discussion

### 3.1 TAP Response on Aged Pd–Rh/Al<sub>2</sub>O<sub>3</sub> During Single Pulse Experiments

NO single pulse (SP)-experiments were performed on prerduced catalysts at 400 °C after H<sub>2</sub> exposure. The prerduced samples were then exposed to successive NO pulses at 450 °C till the stabilization of NO conversion corresponding to a steady-state concentration of chemisorbed O atoms at the surface of Pd and Rh atoms coming from NO dissociation. In fact, it was previously verified on the fresh Pd–Rh/Al<sub>2</sub>O<sub>3</sub> catalyst that the oxygen uptake exceeds that corresponding to the saturation of metallic sites suggesting a significant accumulation of ad-NO<sub>x</sub> species on the support [12]. In our temperature conditions (T = 450 °C), partial oxygen desorption can also occur and then releasing a small fraction of vacant sites. This assumption correctly explains experimental data reported in Fig. 1.

As observed, chemisorbed NO molecules can readily dissociate leading to the formation of N<sub>2</sub> and N<sub>2</sub>O as primary products. As observed a more extensive production of N<sub>2</sub> takes place on the fresh sample (Fig. 1a) than on the aged one (Fig. 1b). The formation of reaction products can involve steps (5)–(7) over precious metal sites as illustrated in Scheme 1. Similar SP experiments performed at 400 °C (see Fig. 2) reveal the same trends on the outlet flow rates of NO than those previously observed at 450 °C. A fast response is followed by a long tail on the outlet NO flow rate curve recorded on the fresh Pd–Rh/Al<sub>2</sub>O<sub>3</sub> ascribed to a spillover process of ad-NO<sub>x</sub> species from the metal to the support. Interestingly, this long tail strongly attenuates on the aged sample. Based on these observations, fast and slow processes occur on the fresh catalyst related to reaction pathways involving only noble metals and the metal/support respectively. On the aged sample, the disappearance of the slow process seems in relative good agreement with the loss of metal dispersion from 0.31 to 0.21 as reported elsewhere [12] which reflects an alteration of the metal/support interface. Subsequent analyses of the evolution of N<sub>2</sub>O selectivity on the aged Pd–Rh/Al<sub>2</sub>O<sub>3</sub>, at the beginning of the NO SP experiments during fast reaction pathways over noble metals, show a weak NO partial pressure dependency of the selectivity (Fig. 3). Similar behavior has been already reported essentially over rhodium based catalysts [14] at low temperature when the surface is quasi-completely covered by chemisorbed NO molecules. In these conditions, the residual N coverage is very low and the production of N<sub>2</sub> and N<sub>2</sub>O would be predominantly governed by steps (6) and (7). In our operating temperature (T = 450 °C), only a small amount of NO is admitted during a SP experiment representing negligible coverage compared to the number of accessible sites. On the other hand, the surface is expected to be mostly covered by chemisorbed O atoms after stabilization which could induce the same selectivity behavior with strongly O chemisorbed atoms preventing the adsorption and the subsequent dissociation of chemisorbed NO molecules. Similar SP experiment performed at 400 °C (not shown) revealed the same selectivity behavior with N<sub>2</sub>O selectivity insensitive to changes in NO concentration stabilizing at ≈0.94. Hence the shift observed on the selectivity from 0.94 to 0.73 with a rise in temperature would emphasize the fact that O desorption would govern the production of N<sub>2</sub>O during NO SP experiments.

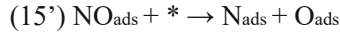
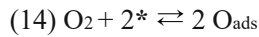
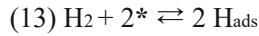
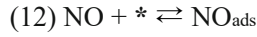
### 3.2 Steady-State Kinetic Model of the NO/H<sub>2</sub>/O<sub>2</sub> Reaction on Aged Pd–Rh/Al<sub>2</sub>O<sub>3</sub>

Steady state rate measurements were performed under stoichiometric conditions on aged Pd–Rh/Al<sub>2</sub>O<sub>3</sub> catalysts, pre-reduced in pure H<sub>2</sub> at 500 °C. The kinetics was investigated in the temperature range 60–85 °C with inlet partial pressures of NO, H<sub>2</sub> and O<sub>2</sub> varying in the range (0.7–1.2) × 10<sup>-3</sup>, (2.0–4.0) × 10<sup>-3</sup> and (0.5–1.5) × 10<sup>-3</sup> atm. respectively. A significant decrease in the apparent activation energy value, from 106.8 to 84.9 kJ mol<sup>-1</sup>, is distinguishable on aged Pd–Rh/Al<sub>2</sub>O<sub>3</sub> calculated from the slope of the Arrhenius plot in Fig. 4. Subsequent comparisons also show that this calculated value is intermediate between those previously obtained on freshly-prepared Pd–Rh/Al<sub>2</sub>O<sub>3</sub> and Rh/Al<sub>2</sub>O<sub>3</sub> catalysts [4].

Previous investigations on the kinetics of the NO/H<sub>2</sub> reaction on pre-reduced monometallic and bimetallic Pd–Rh [14, 15] were discussed on the basis of the mechanism Scheme 1 that differs from the nature of the dissociation step of NO assisted by the presence of chemisorbed hydrogen atoms (step (4)) or taking place on a nearest neighbor vacant site (step (40)). Previous experiments under lean and stoichiometric conditions showed that the competitive H<sub>2</sub>/O<sub>2</sub> reaction may sometimes prevail inducing a strong depletion of the concentration of chemisorbed hydrogen. As a consequence, NO was found to dissociate predominantly on a nearest-neighbor vacant site [4]. On the other hand, a slow H<sub>2</sub>/O<sub>2</sub> reaction and non-competitive adsorptions can induce a greater extent of H<sub>ads</sub> at the vicinity of chemisorbed NO<sub>ads</sub> that promotes subsequent NO dissociation in agreement with step (4). Regarding bimetallic catalysts, two borderline cases are currently envisioned as previously illustrated [16–18] that account for electronic and/or structural effects particularly for the removal of NO<sub>x</sub> since NO dissociation step is currently considered as structure-sensitive [19]. Such effects may have some repercussions on the kinetic behavior if noble metals preserve their individual adsorptive properties in bimetallic particles or alternately if those ones are dramatically altered. In the former case, different affinity of Pd and Rh towards NO and H<sub>2</sub> adsorption would suggest preferential adsorptions as previously demonstrated on freshly-prepared Pd–Rh/Al<sub>2</sub>O<sub>3</sub> [4]. Alternately, both metals can lose their individual properties due to subsequent electronic modifications that can originate peculiar catalytic

properties for the bimetallic Pt–Rh sites different from those characterizing the monometallic sites [17]. Both hypotheses have been considered for establishing a reaction rate expression that can model the partial pressure dependency of the rate on the aged sample.

As reported elsewhere [4], in case of non-competitive adsorptions, NO would be preferentially coordinated to Rh sites (\*0) and H<sub>2</sub> and O<sub>2</sub> to Pd sites (\*) according to steps (12) and (13). For NO dissociation, the involvement of H<sub>ads</sub> on Pd (step (15)) and/or a nearest neighbor Pd sites for the dissociation NO (step (15')) has been assumed. Thus, rate Eq. (16) can be derived which accounts for the following set of assumptions: (1) NO dissociation step as slow step— (2) fast adsorptions of the reactants at equilibrium—(3) chemisorbed H and O atoms and NO molecules as the most abundant species at the surface (Scheme 2).



Scheme 2 Non-competitive adsorptions of NO and H<sub>2</sub> on Pd–Rh/Al<sub>2</sub>O<sub>3</sub> [4]

$$r_1 = \frac{k_{15} K_{\text{NO}} P_{\text{NO}} \sqrt{K_{\text{H}_2} P_{\text{H}_2}}}{(1 + K_{\text{NO}} P_{\text{NO}}) (1 + \sqrt{K_{\text{H}_2} P_{\text{H}_2}} + \sqrt{K_{\text{O}_2} P_{\text{O}_2}})} + \frac{k_{15'} K_{\text{NO}} P_{\text{NO}}}{(1 + K_{\text{NO}} P_{\text{NO}}) (1 + \sqrt{K_{\text{H}_2} P_{\text{H}_2}} + \sqrt{K_{\text{O}_2} P_{\text{O}_2}})} \quad (16)$$

k<sub>n</sub> et K<sub>i</sub> are respectively the rate constant associated to step (n) and the equilibrium adsorption constant of the reactant i (i = NO, O<sub>2</sub> or H<sub>2</sub>).

Now, in the case of competitive adsorptions of NO and H<sub>2</sub> on the aged Pd–Rh/Al<sub>2</sub>O<sub>3</sub>, Eq. (17) can be derived which accounts for the same assumptions and considering a dissociation of NO assisted by chemisorbed H atoms or taking place on a nearest neighbour vacant sites.

$$r_1 = \frac{k_4 K_{\text{NO}} P_{\text{NO}} \sqrt{K_{\text{H}_2} P_{\text{H}_2}}}{(1 + K_{\text{NO}} P_{\text{NO}} + \sqrt{K_{\text{H}_2} P_{\text{H}_2}} + \sqrt{K_{\text{O}_2} P_{\text{O}_2}})^2} + \frac{k_{4'} K_{\text{NO}} P_{\text{NO}}}{(1 + K_{\text{NO}} P_{\text{NO}} + \sqrt{K_{\text{H}_2} P_{\text{H}_2}} + \sqrt{K_{\text{O}_2} P_{\text{O}_2}})^2} \quad (17)$$

k<sub>n</sub> et K<sub>i</sub> have been estimated from an adjustment routine with optimized parameters when the square difference between experimental and predicted rates using Eqs. (16) or (17) tends towards the lowest value as described elsewhere [20]. The residual sum of square reported in Table 1 does not provide decisive arguments to select the most appropriate Eqs. (16) or (17) for fitting experimental rate measurements. As observed the residual sum of square (RSS) values are comparable (see Table 1) with in both cases a good correlation between experimental and predicted rates. However, let us notice that the numerical value for NO adsorption constant is still much higher than those optimized for O<sub>2</sub> and H<sub>2</sub> adsorption. This observation combined with the weak NO partial pressure dependence on the selectivity still indicates that only rhodium is involved in the dissociation of NO and the formation of N<sub>2</sub>O and N<sub>2</sub>. This is in agreement with XPS measurements evidencing a significant surface Rh enrichment on the aged NGV catalysts [4].

### 3.3 N<sub>2</sub>O Selectivity Behavior (TAP vs Steady-State Kinetic Measurements)

TAP and steady-state kinetic measurements were performed in different operating conditions i.e. pressure gap and temperature. Despite this fact, similar selectivity behaviour is observed which points out the importance of the stabilization prior to NO SP experiments. As mentioned, successive NO pulses till the stabilization of the conversion correspond to a pseudo steady-state where the surface of aged Pd–Rh/Al<sub>2</sub>O<sub>3</sub> is mostly saturated by oxygen. Hence, the convergence observed on the selectivity

recorded at steady-state under atmospheric conditions would suggest comparable surface compositions during TAP experiments and steady-state kinetic measurements.

As demonstrated,  $S_{N_2O}$  depends on the rate  $r_{N_2}=r_{N_2O}$  ratio. By examining Fig. 5,  $r_{N_2}=r_{N_2O}$  varies as a function on the partial pressure of NO on single Pd/Al<sub>2</sub>O<sub>3</sub> catalyst. On the contrary, it is clearly insensitive to change of the partial pressure of NO on Rh-based catalysts. Such a feature can be rationalised on the basis of the mechanism in Scheme 1.

$r_{N_2}=r_{N_2O}$  given by Eq. (18) depending on  $h_i$  and  $k_n$  related to step for the formation of N<sub>2</sub> and N<sub>2</sub>O, can be calculated based on the steady-state approximation.

$$\frac{4r_{N_2}}{r_{N_2O}} + 1 = \frac{(k_6 + k_7)}{k_5} \left( \sqrt{1 + \frac{8k_5k_4\sqrt{K_H P_{H_2}}}{(k_6 + k_7)^2 K_{NO} P_{NO}}} + \frac{3k_6}{k_7} \right) \quad (18)$$

The weak partial pressure dependency of the N<sub>2</sub>O-selectivity can be easily explained if the term  $8k_5k_4\sqrt{K_H P_{H_2}}/(k_6 + k_7)^2 K_{NO} P_{NO}$  in Eq. (18) becomes negligible. Such a requirement is fulfilled when the numerical solutions for  $K_{NO}$ ,  $k_6$  and  $k_7$  are significantly higher than the calculated values of  $K_H$ ,  $k_5$  and  $k_4$  which seems to be partly in agreement with data reported for  $K_{NO}$  and  $K_H$  in Table 1. Consequently, the simplification of Eq. (18) yielding Eq. (19) correctly explains the insensibility of selectivity to the partial pressure of NO.

$$\frac{r_{N_2}}{r_{N_2O}} \cong \frac{k_6}{k_7} \quad (19)$$

The value of  $k_6/k_7 \approx 0.77$  on the aged Pd–Rh/Al<sub>2</sub>O<sub>3</sub> catalyst can be roughly estimated from Fig. 5. The comparison with the value corresponding to the freshly-prepared catalyst emphasizes the detrimental effect of the thermal aging on the selectivity. Similarly, the constant selectivity around \*0.73 recorded on the aged sample in very different conditions at 450 °C during NO SP experiment leads to a value of  $\approx 0.3$  which do not drastically differ from 0.77 taking the margin of error in this calculation.

All these considerations suggest that nitrosyl species would be less reactive towards NO dissociation on the aged sample.

#### 4 Conclusion

The kinetics of NO adsorption and reaction with H<sub>2</sub> reaction have been studied from TAP and steady-state experiments. NO SP experiments at 450 °C were performed on aged Pd–Rh/Al<sub>2</sub>O<sub>3</sub> previously submitted to successive NO pulses until to reach a state–state surface composition mostly populated by O-adsorbed atoms. As compared to a freshly-prepared catalyst, only a fast process is observed involving noble metals whereas the slow process associated to spill-over effect disappears. Steady-state rate measurements performed at much lower temperature 80 °C under atmospheric pressure were compared with two different mechanisms which essentially differ from the nature of the dissociation step of NO. While, no differentiation can be achieved kinetic data reflect the kinetic behavior of Rh consistently with a surface Rh enrichment induced by thermal aging. The high NO adsorption constant and the weak partial pressure dependency agree with active sites for NO transformation only composed of rhodium. Interestingly similar selectivity behavior is observed from TAP and steady-state rate measurements. The stabilization phase during successive NO pulses at 450 °C would play a key role leading to convergent surface adsorptive properties characterized from steady-state measurements.

**Acknowledgments** We would like to thank the Ademe for a grant (Y. Renème). The laboratory participates in the Institut de Recherche en ENvironnement Industriel (IRENI) which is financed by the Communauté Urbaine de Dunkerque, the Région Nord Pas-de-Calais, the Ministère de l'Enseignement Supérieur et de la Recherche, the CNRS and European Regional Development Fund (ERDF).

## References

1. Salaün M, Kouakou A, Da Costa A, Da Costa P (2009) *Appl Catal B* 88:386–397
2. Klingstedt F, Neyestanaki AK, Byggningsbacka R, Lindfors LE, Lundén M, Petersson M, Tengström P, Ollonqvist T, Väyrynen J (2001) *Appl Catal A* 209:301–316
3. Dhainaut F, Pietrzik S, Granger P (2007) *Top Catal* 42–43:135–141
4. Renème Y, Dhainaut F, Granger P (2012) *Appl Catal B* 111–112:424–432
5. Gelin P, Primet M (2009) *Appl Catal B* 39:1–37
6. Gremminger AT, Pereira de Carvalho HW, Popescu R, Grunwaldt JD, Deutshmann O (2015) *Catal Today* 258:277–284 doi:[10.1016/j.cattod.2015.01.034](https://doi.org/10.1016/j.cattod.2015.01.034)
7. Granger P, Delannoy L, Leclercq L, Leclercq G (1998) *J Catal* 177:147–151
8. Granger P, Malfoy P, Leclercq L, Leclercq L (2004) *J Catal* 223:142–151
9. Granger P, Dhainaut F, Pietrzik S, Malfoy P, Mamede AS, Leclercq L, Leclercq G (2006) *Top Catal* 39:65–76
10. Hibbits DD, Jiménez R, Yoshimura M, Weiss B, Iglesia E (2014) *J Catal* 319:95–109
11. Frank B, Emig G, Renken A (1998) *Appl Catal B* 19:45–57
12. Renème Y, Dhainaut F, Schuurman Y, Mirodatos C, Granger P (2014) *Appl Catal B* 160–161:390–399
13. Gleaves JT, Yablonski GS, Phanawadee P, Schuurman Y (1997) *Appl Catal A* 160:55–88
14. Dhainaut F, Pietrzik S, Granger P (2008) *J Catal* 258:296–305
15. Dhainaut F, Pietrzik S, Granger P (2007) *Appl Catal B* 70:100–110
16. Ng KYS, Belton DN, Schmiege SJS, Fisher GB (1994) *J Catal* 146:394–406
17. Hu Z, Hallen FM, Wan CZ, Heck RM, Steger JJ, Lakis RE, Lyman CE (1998) *J Catal* 174:13–21
18. Granger P, Lecomte JJ, Dathy C, Leclercq L, Leclercq G (1998) *J Catal* 175:194–203
19. Peden CHF, Belton DN, Schmiege SJJ (1995) *J Catal* 155:204–218
20. Granger P, Lecomte JJ, Dathy C, Leclercq L, Leclercq G (1998) *J Catal* 173:304–31415