



**HAL**  
open science

## Patient preferences for the treatment of systemic sclerosis-associated interstitial lung disease: a discrete choice experiment.

C. Bruni, S. Heidenreich, A. Duenas, A. M. Hoffmann-Vold, A. Gabrielli, Yannick Allanore, Emmanuel Chatelus, J. H. W. Distler, Eric Hachulla, V. M. Hsu, et al.

### ► To cite this version:

C. Bruni, S. Heidenreich, A. Duenas, A. M. Hoffmann-Vold, A. Gabrielli, et al.. Patient preferences for the treatment of systemic sclerosis-associated interstitial lung disease: a discrete choice experiment.. *Rheumatology*, 2022, *Rheumatology*, 61, pp.4035-4046. 10.1093/rheumatology/keac126 . hal-04514768

**HAL Id: hal-04514768**

**<https://hal.univ-lille.fr/hal-04514768>**

Submitted on 21 Mar 2024

**HAL** is a multi-disciplinary open access archive for the deposit and dissemination of scientific research documents, whether they are published or not. The documents may come from teaching and research institutions in France or abroad, or from public or private research centers.

L'archive ouverte pluridisciplinaire **HAL**, est destinée au dépôt et à la diffusion de documents scientifiques de niveau recherche, publiés ou non, émanant des établissements d'enseignement et de recherche français ou étrangers, des laboratoires publics ou privés.



Distributed under a Creative Commons Attribution - NonCommercial 4.0 International License

## Original article

## Patient preferences for the treatment of systemic sclerosis-associated interstitial lung disease: a discrete choice experiment

Cosimo Bruni <sup>1,\*</sup>, Sebastian Heidenreich<sup>2,\*</sup>, Ashley Duenas<sup>2</sup>, Anna-Maria Hoffmann-Vold <sup>3</sup>, Armando Gabrielli<sup>4</sup>, Yannick Allanore<sup>5</sup>, Emmanuel Chatelus<sup>6</sup>, Jörg H.W. Distler<sup>7</sup>, Eric Hachulla<sup>8</sup>, Vivien M. Hsu<sup>9</sup>, Nicolas Hunzelmann<sup>10</sup>, Dinesh Khanna<sup>11,12</sup>, Marie-Elise Truchetet<sup>13</sup>, Ulrich A. Walker<sup>14</sup>, Margarida Alves<sup>15</sup>, Nils Schoof<sup>15</sup>, Lesley Ann Saketko<sup>16,17,†</sup> and Oliver Distler<sup>18,†</sup>

## Abstract

**Objectives.** Treatments for SSc-associated interstitial lung disease (SSc-ILD) differ in attributes, i.e. mode of administration, adverse events (AEs) and efficacy. As physicians and patients may perceive treatments differently, shared decision-making can be essential for optimal treatment provision. We therefore aimed to quantify patient preferences for different treatment attributes.

**Methods.** Seven SSc-ILD attributes were identified from mixed-methods research and clinician input: mode of administration, shortness of breath, skin tightness, cough, tiredness, risk of gastrointestinal AEs (GI-AEs) and risk of serious and non-serious infections. Patients with SSc-ILD completed an online discrete choice experiment (DCE) in which they were asked to repeatedly choose between two alternatives characterized by varying severity levels of the included attributes. The data were analysed using a multinomial logit model; relative attribute importance and maximum acceptable risk measures were calculated.

**Results.** Overall, 231 patients with SSc-ILD completed the DCE. Patients preferred twice-daily oral treatments and 6–12 monthly infusions. Patients' choices were mostly influenced by the risk of GI-AEs or infections. Improvement was more important in respiratory symptoms than in skin tightness. Concerning trade-offs, patients accepted different levels of increase in GI-AE risk: +21% if it reduced the infusions' frequency; +15% if changing to an oral treatment; up to +37% if it improved breathlessness; and up to +36% if it reduced the risk of infections.

**Conclusions.** This is the first study to quantitatively elicit patients' preferences for treatment attributes in SSc-ILD. Patients showed willingness to make trade-offs, providing a firm basis for shared decision-making in clinical practice.

**Key words:** SSc, interstitial lung disease, patient preference, discrete choice experiment

<sup>1</sup>Department of Experimental and Clinical Medicine, Division of Rheumatology, University of Florence, Florence, Italy, <sup>2</sup>Patient-Centered Research, Evidera, London, UK, <sup>3</sup>Department of Rheumatology, Oslo University Hospital, Oslo, Norway, <sup>4</sup>Department of Clinical and Molecular Sciences, Università Politecnica delle Marche, Ancona, Italy, <sup>5</sup>Department of Rheumatology A, Cochin Hospital, Paris Descartes University, Paris, <sup>6</sup>Department of Rheumatology, University Hospital of Strasbourg, Hôpital de Hautepierre, Strasbourg, France, <sup>7</sup>Department of Internal Medicine 3, University of Erlangen-Nuremberg, Erlangen, Germany, <sup>8</sup>Department of Internal Medicine and Clinical Immunology, Referral Centre for Centre for rare systemic autoimmune diseases North and North-West of France (CeRAINO), CHU Lille, University of Lille, Inserm, U1286 - INFINITE—Institute for Translational Research in Inflammation, Lille, France, <sup>9</sup>Department of Medicine, Division of Rheumatology, Rutgers–Robert Wood Johnson Medical School, New Brunswick, NJ, USA, <sup>10</sup>Department of Dermatology, University of Cologne, Cologne, Germany, <sup>11</sup>Scleroderma Program, <sup>12</sup>Division of Rheumatology, Department of Internal Medicine, University of

Michigan, Ann Arbor, MI, USA, <sup>13</sup>Department of Rheumatology, CHU Bordeaux, Bordeaux, France, <sup>14</sup>Department of Rheumatology, University Hospital Basel, Basel, Switzerland, <sup>15</sup>TA Inflammation, Boehringer Ingelheim International GmbH, Ingelheim am Rhein, Germany, <sup>16</sup>New Orleans Scleroderma and Sarcoidosis Patient Care and Research Center, <sup>17</sup>Departments of Internal Medicine, Louisiana State University, and Tulane University Schools of Medicine, New Orleans, LA, USA and <sup>18</sup>Department of Rheumatology, University Hospital Zurich, University of Zurich, Zurich, Switzerland

Submitted 5 October 2021; accepted 17 February 2022

Correspondence to: Sebastian Heidenreich, Patient-Centered Research, Evidera, The Ark, 201 Talgarth Road, London W6 8BJ, UK. E-mail: Sebastian.Heidenreich@evidera.com

\*Cosimo Bruni and Sebastian Heidenreich contributed equally to this study.

†Shared senior authorship.

### Rheumatology key messages

- Medication selection for SSc-associated interstitial lung disease is complex, requiring careful weighting of multiple treatment and disease aspects.
- Patients balanced the risk of experiencing adverse events with symptom improvement or administration inconvenience.
- Understanding patient preferences and trade-offs may sensitize clinicians to common patient concerns during shared decision-making.

## Introduction

SSc is characterized by a heterogeneous combination of vascular injury, inflammation and fibrosis. Interstitial lung disease (ILD) is one of its major organ manifestations and the most frequent cause of death in SSc [1, 2]. SSc-associated ILD (SSc-ILD) may manifest with various symptoms, including shortness of breath, dry disabling inspiratory cough and decreased exercise tolerance, which can impair daily activities and physical functioning, health-related quality of life and socio-economic status [3–5].

High-resolution CT along with serial pulmonary function testing are essential for the early detection of SSc-ILD [6]. Diverse treatments have demonstrated efficacy in SSc-ILD [7–9]. Haematopoietic stem cell transplantation has been shown to stabilize lung function and improve long-term survival, although the procedure has high treatment-related mortality and the risk of severe cardiopulmonary complications limits its applicability in advanced cases, especially those with severe ILD [9–11]. Among immunosuppressants, CYC and MMF improved forced vital capacity (FVC) and had comparable effects in the Scleroderma Lung Studies [12–14]. Tocilizumab exhibited efficacy in SSc-ILD in two randomized controlled trials in patients with early diffuse inflammatory SSc and has recently been approved by the US Food and Drug Administration for the treatment of SSc-ILD [15, 16]. There is also significant accrual of lower levels of evidence for rituximab as a potential effective treatment [17, 18]. Nintedanib has been shown to slow the decline in FVC compared with placebo in SSc-ILD in the SENSICIS trial [19], leading to its approval for SSc-ILD in various countries [20, 21].

Shared decision-making aims to find mutually acceptable treatment choices given the disease complexity and range of treatment options, especially in the presence of differences between patients' and physicians' perspectives [22]. Although physicians often consider the overall multi-organ biophysical burden of disease in the context of projected survival and prevention of disability, patient preferences tend to be driven by tolerability, administration route, frequency of administration and adverse event (AE) profiles [22–24]. Importantly, the probability that the intervention is perceived by patients to reduce or reverse symptom burden, improve the disease profile or provide a cure, and the degree to which these are relevant, is pivotal in these decisions.

Making trade-offs between anticipated medication benefits and risks drives patients' treatment selection [9, 25]. Although investigated in other rheumatological conditions, patient perspectives in decision-making (including acceptable trade-offs) have not been addressed in SSc-ILD [26, 27]. Discrete choice experiments (DCEs) are widely used to quantify the relative importance that patients place on treatment attributes, and may provide insight into patients' perceptions of treatment decision-making [28–30].

Against this background we set out to: (i) identify treatment attributes that are relevant to patients with SSc-ILD; (ii) elicit the effect of changes in these attributes on patients' treatment preferences using a DCE; and (iii) assess acceptable trade-offs between attributes as relative attribute importance (RAI) and maximum acceptable risk (MAR).

## Methods

### Development of the DCE

A literature review was performed, and the results were discussed in an advisory board with patients and caregivers (for more details, see [supplementary Data S1](#) and [supplementary Table S1](#), available at *Rheumatology* online). In addition, nine patients with SSc-ILD from New Orleans, Louisiana, underwent qualitative interviews that explored symptoms, impact of symptoms, treatment experience, treatment expectations, treatment risk and candidate attributes (see [supplementary Data S2](#) and [supplementary Table S2](#), available at *Rheumatology* online).

The above-mentioned qualitative data were then reviewed in a workshop involving two clinicians experienced in SSc-ILD treatment (O.D.) or knowledgeable in aspects regarding patients with SSc-ILD and their treatments (M.A.). Following a thematic content analysis of the interview data, seven attributes important to treatment decision-making were chosen during the workshop, and all were included in the DCE: (i) mode of administration; (ii) shortness of breath; (iii) skin tightness; (iv) coughing; (v) tiredness; (vi) risk of gastrointestinal AEs (GI-AEs); and (vii) risk of serious and non-serious infections. Risk levels were selected by reviewing AE frequencies observed for CYC, MMF and nintedanib in clinical trials and by testing whether the selected levels

were patient-relevant in a qualitative pilot study. The levels for mode of administration were chosen based on the available SSc-ILD medications used in clinical practice and in published studies [12–15, 18, 19]. The process of gathering information to create the DCE is summarized in [supplementary Table S3](#), available at *Rheumatology* online. All the attributes and levels were jointly reviewed and approved by the study team, including the involved clinicians.

The attribute levels were systematically paired together to ensure that their effects on preferences can be identified independently. A D-efficient design algorithm that assumed a multinomial logit (MNL) model with directional priors for naturally ordered attributes was generated using Ngene software (see [supplementary materials](#) for details, available at *Rheumatology* online) [31]. The resulting DCE design contained 24 different scenarios between two hypothetical treatment options (i.e. A vs B). The 24 scenarios were divided into two blocks of 12 experimental choice tasks, and each respondent was randomly assigned to complete all choice tasks from the allocated block. Each choice task asked respondents to select one of the two hypothetical SSc-ILD treatment alternatives (see [Fig. 1](#) as an example choice task). The DCE also included four non-experimental scenarios to test the internal validity and intra-responder consistency [32], and a dominance test to test if patients would systematically choose the dominant option. If patients selected the dominant choice, it suggested that they may not have understood the task, were less engaged in the DCE or the difference in attribute levels between the alternatives was not relevant to them.

### Questionnaire design and target population

The DCE was integrated into an online survey and was qualitatively pretested in English with three patients. One patient from the US was asked to think aloud when completing the DCE to explore whether all attributes were considered in a compensatory choice process [33]. Two patients in Europe completed the survey and provided feedback in the form of a debriefing questionnaire. Finally, the survey underwent translation–reverse translations into three different languages (French, German and Norwegian); the resulting translations were compared with the English study protocol by native speakers to ensure all participants were asked similar questions.

Patients with high-resolution CT-confirmed SSc-ILD aged  $\geq 18$  years were recruited by physician referral from France, Germany, Norway, Switzerland and the USA, with approximately half of them being identified through EULAR Scleroderma Trials and Research (EUSTAR) centres. Leaflets, mail and email correspondence directed those interested to a dedicated study website.

After providing online informed consent on the study website (see [supplementary Table S4](#), available at *Rheumatology* online), participants were randomly

assigned to one of the two DCE design blocks. All DCE choice tasks were randomized between participants to mitigate potential ordering effects [34]. In addition, patients answered questions regarding self-reported symptoms and other clinical aspects (Section 1), ranking and rating (Section 2), health literacy, numeracy, perceived difficulty of the DCE choice tasks (Section 3), and sociodemographic information (Section 4). The time to complete the survey was also recorded.

No data were collected on patients' race, ethnicity or gender. The study was approved by local or national institutional review boards in all participant countries (see [supplementary Table S4](#)). All patients provided informed consent via tick box for participation in the study.

### Data analysis

Descriptive statistics were obtained for sociodemographic and self-reported clinical characteristics, symptoms, health literacy, numeracy, internal validity tests and response time. The choice data were analysed within the random utility maximization framework by assuming that respondent  $n$  chooses alternative  $j$  in choice task  $t$  only if it resulted in the highest utility of all available alternatives [35, 36].

The utility was an ordinal measure of preference and was defined as:





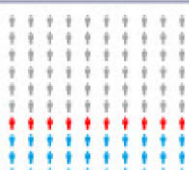

$$\begin{aligned}
 u_{ntj} = & \alpha + \beta_1 \text{admin}_{injection} n_{ntj} + \beta_2 \text{admin}_{oral} l_{ntj} \\
 & + \beta_3 \text{admin}_{infusion} 6\text{to}12\text{month} s_{ntj} + \beta_4 \text{breathless}_{moderate} e_{ntj} \\
 & + \beta_5 \text{breathless}_{mild} d_{ntj} + \beta_6 \text{breathless}_{non} e_{ntj} \\
 & + \beta_7 \text{tired}_{most} \text{some} e_{ntj} + \beta_8 \text{tired}_{some} \text{some} e_{ntj} \\
 & + \beta_9 \text{tired}_{some} \text{most} e_{ntj} + \beta_{10} \text{cough}_{occasional} \text{difficult} e_{ntj} \\
 & + \beta_{11} \text{cough}_{persistent} \text{easy} e_{ntj} + \beta_{12} \text{cough}_{occasional} \text{easy} e_{ntj} \\
 & + \beta_{13} \text{skin}_{limited} \text{activities} e_{ntj} + \beta_{14} \text{skin}_{no} \text{limited} \text{activities} e_{ntj} \\
 & + \beta_{15} \text{skin}_{no} \text{tightness} s_{ntj} + \beta_{16} \text{AE}_G \text{I}_{60} \% e_{ntj} + \beta_{17} \text{AE}_G \text{I}_{40} \% e_{ntj} \\
 & + \beta_{18} \text{AE}_G \text{I}_{20} \% e_{ntj} + \beta_{19} \text{AE}_{infection} 15\% e_{ntj} \\
 & + \beta_{20} \text{AE}_{infection} 20\% e_{ntj} + \beta_{21} \text{AE}_{infection} 5\% e_{ntj} + \varepsilon_{ntj}
 \end{aligned} \tag{1}$$

where  $\alpha$  controlled for left–right bias,  $\varepsilon_{ntj}$  captured random unexplained effects on patients' choices, and the estimated parameters  $\beta_1$  to  $\beta_{21}$  ('marginal utilities') captured the effect of deviations from the reference level on utility. Reference levels and an explanation of what each of the parameters in the equations means can be found in [supplementary Table S5](#), available at *Rheumatology* online.

All parameters were estimated using the R 3.6.1 software based on an MNL model [37]. For all estimated models,  $t$ -tests were used to determine whether estimated parameters were significantly different from zero. Model evaluation was assessed using goodness-of-fit statistics, such as the adjusted McFadden Pseudo- $R^2$  and Bayesian information criterion.

Marginal utilities were estimated and indicated the effect of changes in the attributes on patients' treatment preference. Two behavioural output measures were obtained: (i) RAI (with a higher score suggesting a larger

Fig. 1 Example choice task

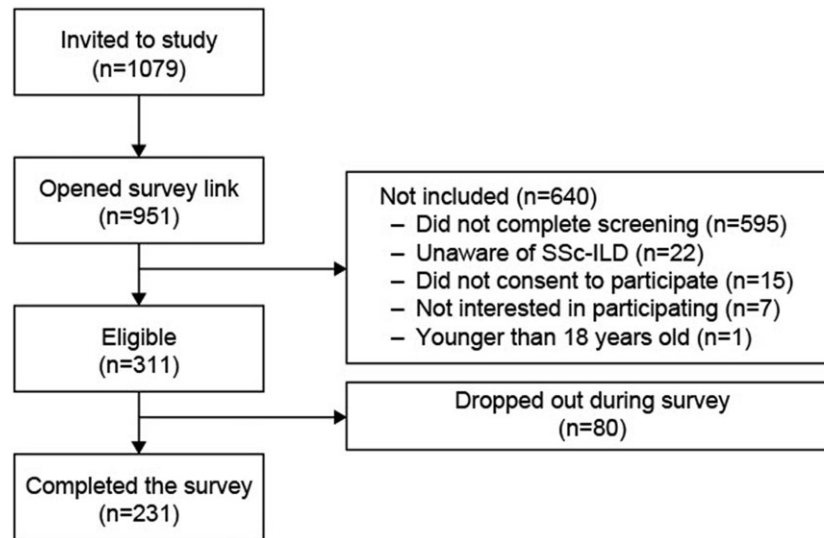
	Treatment A	Treatment B
<b>Mode of administration</b>	 Oral (twice daily)	 Infusion (every 6–12 months at hospital or local clinic)
<b>Skin tightness</b>	Tightness in your hands or arms is present, but <i>does not limit</i> daily activities	Tightness in your hands or arms is present, but <i>limits</i> daily activities
<b>Shortness of breath</b>	You are short of breath when walking up hills or stairs ( <i>no problems with breathlessness</i> )	You are short of breath when sitting or lying still ( <i>severe breathlessness</i> )
<b>Tiredness</b>	You feel tired some days a week and complete most usual activities	You feel tired most days a week and complete few usual activities
<b>Coughing</b>	You have a persistent cough that is easy to tolerate	You have an occasional cough that is easy to tolerate
<b>Risk of diarrhoea, nausea and/or vomiting</b>	 <p>↑ 20 have diarrhoea, nausea or vomiting ↑ 80 do not have diarrhoea, nausea or vomiting</p>	 <p>↑ 60 have diarrhoea, nausea or vomiting ↑ 40 do not have diarrhoea, nausea or vomiting</p>
<b>Infections</b>	 <p>↑ 30 have non-serious infections ↑ 10 have serious infections ↑ 60 have no infections</p>	 <p>↑ 5 have non-serious infections ↑ 0 have serious infections ↑ 95 have no infections</p>

impact on preferences); and (ii) MAR of obtained AEs for changes in each attribute. MAR was used to evaluate the trade-offs that patients with SSc-ILD were willing to make and measured respondents' valuation of each treatment attribute using a common unit of measurement. To do this, the MAR needed to be modelled based on a continuous attribute. This was done by estimating Eq. (1) using a linear-coded parameter for risk of GI-AEs (one parameter instead of

$\beta_{16}$  to  $\beta_{18}$ ) as the denominator, allowing it to be expressed in terms of risk (%). The remaining marginal utilities were then divided by the negative of this parameter. Computation of the MAR measures was based on estimated preferences from a linear-coded MNL model. Heterogeneity in the preference data was explored (e.g. mixed MNL) in several sensitivity analyses (see [supplementary Data S3](#), available at *Rheumatology* online).



Fig. 2 Patient flow diagram



SSc-ILD, SSc-associated interstitial lung disease.

## Results

### Patient characteristics

Among 1079 patients with SSc-ILD invited to participate in this study, 231 [mean (s.d.) age 52.6 ( $\pm$ 13.2) years, 54% diagnosed for >5 years] completed the entire survey (Fig. 2). The sociodemographic and clinical characteristics are summarized in Table 1. Participants also demonstrated a high level of health literacy ( $n=228$ ; 99%) and numeracy ( $n=210$ ; 91%) (supplementary Table S6, available at *Rheumatology* online).

### Patients' preferences

For the mode of administration, patients with SSc-ILD significantly preferred twice-daily oral treatments ( $\beta_2=0.30$ ;  $P<0.001$ ) and infusion every 6–12 months ( $\beta_3=0.42$ ;  $P<0.001$ ) over monthly infusions (reference level). However, self-administered s.c. injections (once a week at home) were not significantly preferred over monthly infusions ( $\beta_1=0.15$ ;  $P=0.074$ ) (Fig. 3).

Similarly, patients significantly preferred lower levels of severity and minor impact of disease-related symptoms compared with more severe counterparts; for example, cough (i.e. occasional coughing over persistent coughing;  $P<0.001$ ), shortness of breath ( $P<0.01$ ) and skin tightness ( $P<0.001$ ). Compared with tiredness most days a week and completing few activities (reference), patients significantly preferred tiredness some days a week and completing most activities ( $P<0.01$ ). In addition, patients significantly valued a lower risk vs a higher risk of GI-AEs (20% over the 80% risk reference level,  $\beta_{18}=1.22$ ;  $P<0.001$ ) and infections (5% non-serious and 0% for serious infection vs 30% non-serious and 10% serious infections;  $\beta_{21}=0.98$ ;

$P<0.001$ ) (Fig. 3 and supplementary Table S7, available at *Rheumatology* online).

Patients' choices of treatment preferences were mostly affected by the risk of GI-AEs (RAI=25%; 95% CI 22, 28%), followed by risk of infection (RAI=20%; 95% CI 16, 24%), and improvement in the presence/severity of shortness of breath (RAI=18%; 95% CI 15, 22%) and coughing (RAI=14%; 95% CI 11, 17%) (Fig. 4).

When considering symptoms, an improvement in the type and severity of coughing and an improvement in shortness of breath were each more important to patients with SSc-ILD than improvement in skin tightness (RAI=8%; 95% CI 6, 12%).

### Patients' willingness to make trade-offs

Fig. 5 reports the MAR of increase in risk of GI-AEs that patients were willing to accept for an improvement in the type or severity of disease-related symptoms and AE attribute levels. In these scenarios, GI-AEs were considered as mild to moderate. Patients were willing to accept a 21% (95% CI 13, 29%) increase in GI-AEs if they could reduce the frequency of an infusion from monthly to every 6 or 12 months, or a 15% (95% CI 7, 23%) increase in GI-AEs if the treatment was changed to an oral treatment twice daily. In addition, patients were willing to accept a 37% (95% CI 28, 46%) increase in GI-AEs if it resulted in breathlessness occurring during routine activities such as walking on level ground rather than at rest. For AE trade-offs, patients were willing to accept a 36% risk (95% CI 27, 45%) of GI-AEs if it reduced the risk of non-serious infections from 30% to 15% and of serious infections from 10% to 5%. Regardless of the change in activity levels, patients were willing to accept an 11% risk increase in GI-AEs for a change from most days a week to tiredness some days a week.

**TABLE 1** Summary of sociodemographic and self-reported clinical characteristics

	Total (N = 231)
Sociodemographic characteristics	
Country, <i>n</i> (%)	
France	33 (14)
Germany	42 (18)
Norway	19 (8)
Switzerland	29 (13)
USA	108 (47)
Age	
Mean (years) (s.d.)	52.6 (13.2)
18–34 years, <i>n</i> (%)	22 (10)
35–64 years, <i>n</i> (%)	163 (71)
≥65 years, <i>n</i> (%)	46 (20)
Employment status, <i>n</i> (%)	
Full-time work	57 (25)
Part-time work	28 (12)
Homemaker/housewife	17 (7)
Student	2 (1)
Unemployed	11 (5)
Retired	60 (26)
Unable to work due to disability	78 (34)
Other <sup>a</sup>	2 (1)
Prefer not to say	2 (1)
Education, <i>n</i> (%)	
Elementary school/no formal qualification	4 (2)
High school	78 (34)
College/university	83 (36)
Postgraduate degree (Master's, MD, PhD)	49 (21)
Other <sup>b</sup>	17 (7)
Prefer not to say	2 (1)
Marital status, <i>n</i> (%)	
Single, never married	27 (12)
Living with partner	23 (10)
Married	151 (65)
Separated	5 (2)
Divorced	22 (10)
Widowed	3 (1)
Prefer not to say	0 (0)
Medical insurance, <i>n</i> (%)	
Private	74 (41)
Public (Medicare, Medicaid)	103 (58)
Veterans Affairs	1 (<1)
None	1 (<1)
Clinical characteristics	
Time since SSc diagnosis	
Mean (years) (s.d.)	8.9 (6.9)
Median (years) (Q1–Q3)	7.5 (3.7–12.2)
Time since ILD diagnosis	
Mean (years) (s.d.)	7.1 (5.8)
Median (years) (Q1–Q3)	5.6 (2.6–10.4)
Symptoms experienced, <i>n</i> (%)	
Coughing	135 (58)
Shortness of breath	179 (77)
Tiredness	190 (82)
Dizziness	69 (30)
Pain in your hands	161 (70)
Pain in your chest	70 (30)

(continued)

**TABLE 1** Continued

	Total (N = 231)
RP	212 (92)
Swelling/oedema in hands	116 (50)
Itching	89 (39)
Bloating	98 (42)
Other <sup>c</sup>	63 (27)
Severity of symptoms today, <i>n</i> (%)	
Very mild	11 (5)
Mild	38 (16)
Moderate	123 (53)
Severe	51 (22)
Very severe	8 (3)

<sup>a</sup>Self-employed. <sup>b</sup>Response option did not have open text or follow-up response. <sup>c</sup>Other symptoms include: general; GI issues; skin symptoms; body, joint, or muscle pain; and other impacts. GI: gastrointestinal; ILD: interstitial lung disease; Q1: first quartile; Q3: third quartile.

MAR estimates can be used to understand trade-offs that patients would be willing to accept by comparing the relative magnitudes of the MAR values. For example, a twice-daily oral treatment was considered at least as good as a monthly infusion (MAR = 15%) even if tiredness increased from some days to most days (MAR = 11%) (Fig. 5).

#### DCE performance qualities

##### Internal validity

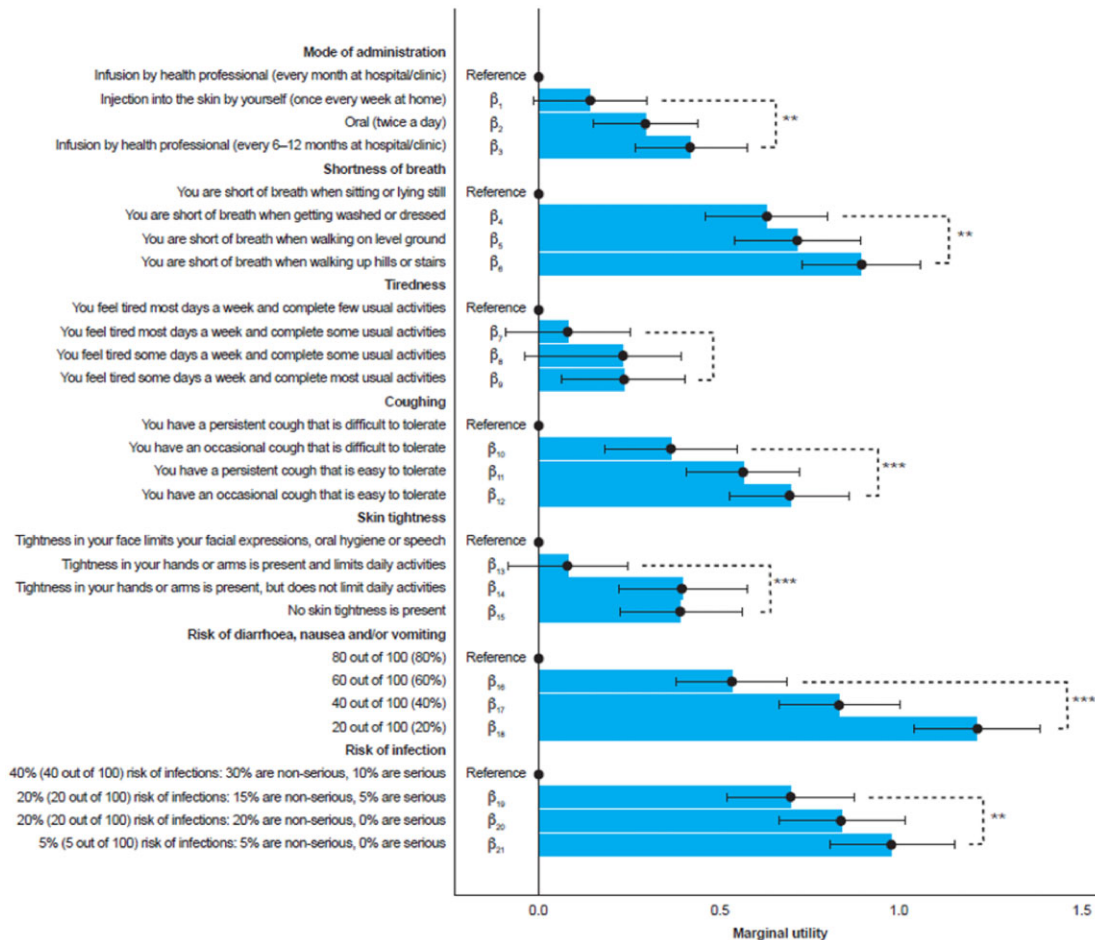
In total, 33% (*n* = 77) of patients failed one repeated choice task test and 8% (*n* = 18) failed both tests. Almost all patients (*n* = 228; 99%) varied their choices and did not always select the same treatment. Overall, 12% (*n* = 27) of patients failed the dominated choice test by selecting the answer with a higher symptom severity and risk. These internal validity measures are in line with other health DCEs in the literature [32].

##### Sensitivity analysis

Based on a Lagrange multiplier test (for a mixed logit) the effect of two attribute levels on preferences were found to vary in the patient population. Heterogeneity was observed for: (i) shortness of breath when walking up hills compared with shortness of breath when lying or sitting still ( $P < 0.001$ ); and (ii) 5% risk of infection compared with 40% risk of infection ( $P < 0.001$ ). A latent class model that aimed to find groups of preferences was unable to segment the patient into preference groups based on the Bayesian Information Criterion (see [supplementary Tables S8–S12](#), available at *Rheumatology* online).

Accounting for preference heterogeneity based on patients' characteristics did not improve the models' ability to explain patients' choices in the DCE observed (see [supplementary Data S3](#); [supplementary Tables S13–S24](#), available at *Rheumatology* online).

Fig. 3 Main model estimates



Whiskers denote 95% CI. Constant of left alternative was 0.06 (SE 0.05). Final log-likelihood at convergences:  $-1563$ . Number of respondents: 231. Adjusted McFadden  $R^2$ : 0.176. Bayesian information criterion: 3300. Estimation via maximum likelihood method:  $*P < 0.05$ ;  $**P < 0.01$ ;  $***P < 0.001$ . This figure presents the main model estimates. Estimates denote how preferences are affected by deviating from the reference level (first level) in each attribute. Bars with a CI that does not cross zero capture a positive effect on preferences. The longer the bar, the larger the impact on preferences. However, the relative magnitude of the difference between bars should not be interpreted due to the ordinal nature of underlying preferences and an arbitrary scale. Please see [supplementary Table S7](#), available at *Rheumatology* online for more detail.

Subgroup analysis was conducted based on age, self-reported changes in overall symptoms, time since SSc-ILD diagnosis, time since SSc diagnosis, self-reported severity of SSc symptoms, self-reported change in lung symptoms, self-reported change in skin symptoms, number of reported symptoms, employment status and experience with oral treatments only. None of the subgroup analyses significantly improved the model estimates and they are subject to small sample bias.

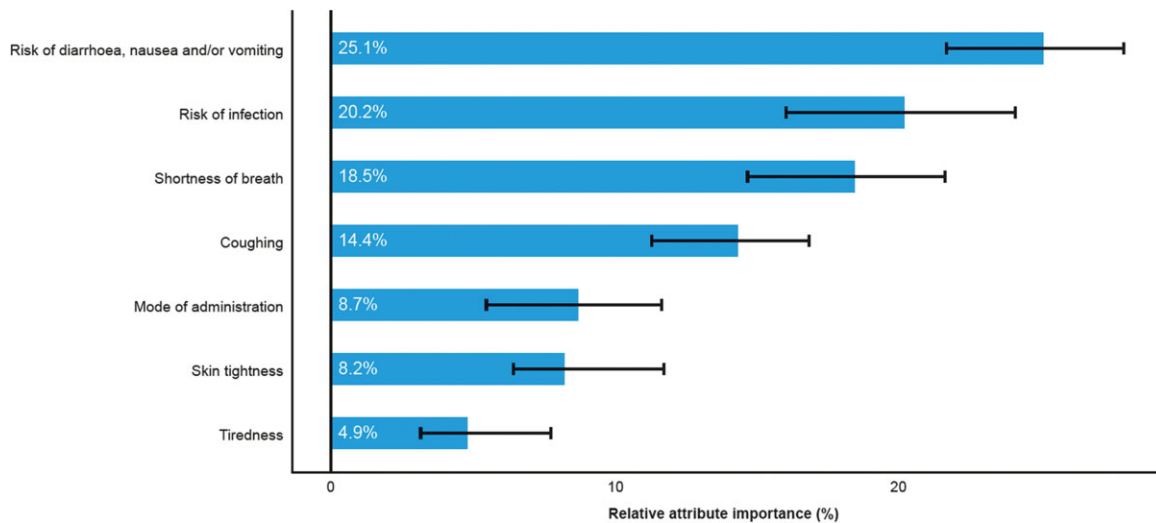
## Discussion

Patients in our study had established preferences, placed high importance on avoiding AEs and were

willing and able to make trade-offs between attributes when considering treatment options. This suggests that risks of experiencing AEs can be balanced with symptom improvement or administration convenience. Specifically, we found that patients with SSc-ILD were concerned with mode of administration, shortness of breath, skin tightness, coughing, tiredness, risk of GI-AEs, and risk of serious and non-serious infections.

The complexity of disease management in SSc-ILD and the lack of curative therapies are highlighted as an unmet need by patients with SSc-ILD [38]. In addition, treatment decisions require an informed consideration of multiple treatment attributes. The patient's perspective can therefore be a relevant factor to consider in clinical decision-making, especially if the decline in lung function



**Fig. 4** RAI for patients to choose a treatment preference

The relative importance that patients place on each attribute—calculated as the normalized utility impact of the most preferred level of each attribute—is presented. Relative attribute importance scores sum to 100% and measure how much variation in utility (a measure of preference) is due to changes in each attribute. RAI: relative attribute importance.

is progressive and difficult to manage [39]. However, limited data is available on how patients with SSc-ILD are willing to trade off between different treatment aspects. This is the first study that set out to quantitatively elicit patients' preferences for SSc-ILD treatments as well as the benefit-risk trade-offs they are willing to make.

Overall, patients placed as much importance on treatment-related AEs as they placed on beneficial effects, which implies that treatment decisions can be complex and involve multidimensional trade-offs. However, not all considered treatment attributes had the same relative importance to patients. Notably, respiratory symptoms, such as shortness of breath or coughing, were more important to patients than skin tightness. This may be driven by the fact that the presence of ILD is prevalent in all subtypes of SSc [40]. Our data did not account for lcSSc vs dcSSc subtype, nor for disease duration; therefore, these results may not be applicable to all SSc patients, particularly to those with more severe skin fibrosis and minor respiratory symptoms. Cough has previously been highlighted as an important symptom in CTD-related ILDs [26, 41]. Our findings also align with studies that have demonstrated that the health-related quality of life of patients with SSc-ILD is driven by lung function [42].

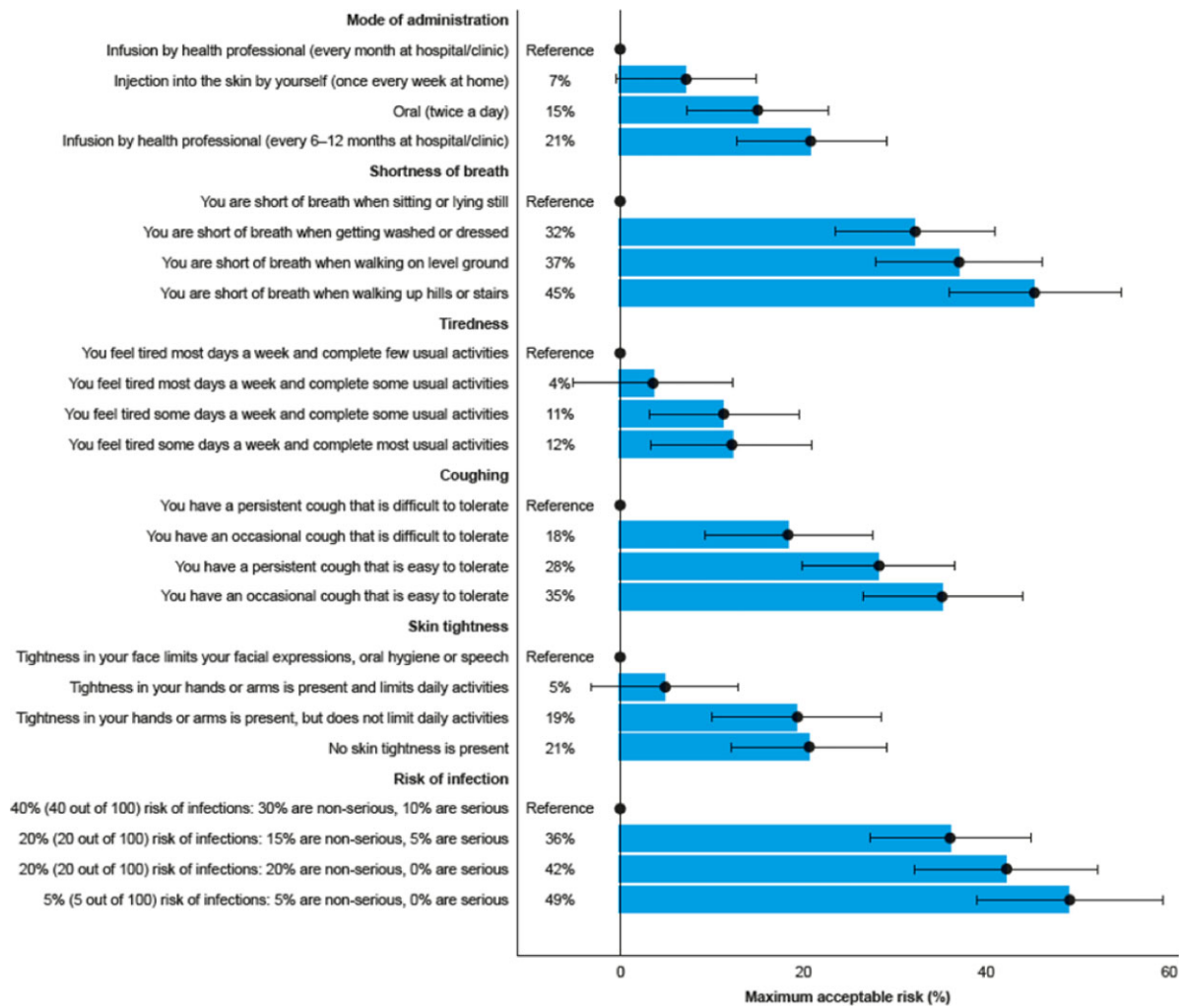
Regarding AEs, safety data from clinical trials have shown that diarrhoea is common with both immunosuppressant and antifibrotic treatments [19, 43], suggesting that GI tract events will likely impact how patients value treatments. In line with this expectation, patients' choices in our DCE were slightly more affected by GI-AEs than by the risk of infections, despite patients being especially averse to serious infections that required hospitalization.

Patients were also found to prefer twice-daily oral treatments and infusion every 6–12 months compared with monthly infusions. Similarly, in a single-centre study in Italy, El Aoufy *et al.* identified a preference for oral administration among patients with SSc, given its feasibility [23].

Our study has certain strengths. The study considered patient and physician input over multiple phases to ensure that the final design of the DCE was relevant to both patients and clinicians. All study protocols were reviewed by at least two physicians with significant experience in treating SSc-ILD or who were knowledgeable in aspects regarding patients with SSc-ILD. Moreover, the study followed best practice guidelines to ensure that a valid instrument was developed and to minimize the risk of bias [44]. Our site-based recruitment was based on physician-confirmed SSc-ILD, whereas most preference studies rely on self-reported diagnosis and panel recruitment. To understand the data quality of the study, several established internal validity measures were compared, and all data-quality measures were both in the expected ranges and in line with other DCE studies in the literature [32], suggesting that patients were engaged with the survey and capable of understanding and completing the choice tasks.

Our study also had limitations. While comparable to other survey studies in the literature, the response rate was relatively low (21.4%) and no data were collected on the characteristics of non-respondents. Thus, results should be interpreted within the context of the sampled population. In addition, this study focused on northern European and US patients, with a high health literacy rate along with high national levels of education (57% of patients reporting a university or postgraduate degree).

Fig. 5 MAR of GI-AEs



Whiskers denote 95% CI. MAR estimates are used to make the length of the bars comparable by measuring the value that patients placed on each attribute using a common unit of measurement (i.e. risk of GI events equivalences). The values provide insights into the trade-off with GI-AE risks, but estimates can also be compared across attributes for the purpose of value comparisons. GI-AEs: gastrointestinal adverse events; MAR: maximum acceptable risk.

The qualitative research study only recruited patients from New Orleans, Louisiana, with a specific cultural background and demographic distribution. However, despite single-centre recruitment during the instrument development phase, the surveys and the instrument performed well across different cities and languages. Patient input was also collected from a diverse group across 12 countries at an advisory board meeting, with representation from 15 patients and 2 caregivers. Another potential limitation was the small number of patients who provided feedback on the programmed survey during the qualitative pilot study, which was due to unforeseen circumstances (i.e. a severe hurricane in Louisiana). Nevertheless, the feedback obtained was supportive of the DCE and survey approach. Our study did not analyse mortality, so patients were not asked

which AEs or risks they would trade for avoiding death as an outcome of lung fibrosis. This study also does not explore trade-offs between AEs and a reduction in the worsening of respiratory symptoms. Realistically, patients may have suffered irreversible loss of respiratory function and may not improve. The majority of patients had a disease duration longer than 5 years, and may have included a substantial number of patients with lcSSc, with milder skin involvement [45]. Detailed clinical characteristics (e.g. Rodnan skin score, FVC) were not available in this study due to data protection requirements, which may limit the generalizability of the data. Furthermore, our study considered a subset of patients with specific needs and concerns. Additional factors not considered in this research, such as health values and patients' perceived prognosis, may be important drivers

of preferences for a wider and more diverse population of patients with SSc [46, 47]. For example, patients with a lower health status or fewer treatment options may be more willing to accept benefit–risk trade-offs. However, further research is needed to understand preference heterogeneity. In addition, all DCEs have a risk of hypothetical bias (i.e. responses made in hypothetical situations may differ in real life) [48, 49]. The proportion of respondents with self-reported shortness of breath or coughing, as well as the average time since ILD diagnosis, suggested that most patients might have already presented with an advanced form of the disease [19, 39]. Therefore, the recruited cases may not have sufficiently captured preferences of untreated patients with SSc-ILD or those with mild symptoms. Several patients who were unaware of their ILD were excluded during the screening process, as a lack of disease awareness may have induced hypothetical bias due to patients being unfamiliar with the concepts under discussion.

### Conclusion

Patients' willingness and ability to consider and trade off multiple treatment attributes provide a solid foundation for shared decision-making in routine clinical practice. The treatment valuations of patients with SSc-ILD were driven by multiple treatment attributes, with a focus on avoiding the risk of GI-AEs and infections, as well as benefits to breathlessness and reduction in coughing. The results of this study can help inform discussions between patients and physicians regarding risks and benefits. Knowledge about preferences can also help tailor information materials to support informed decision-making [50]. In addition to lung function, future studies should explore treatment effects on coughing as well as the development and validation of outcome measures that are relevant to patients' experiences of SSc-ILD and reflect each patient's individual treatment priorities.

### Acknowledgements

The authors would like to thank Nicolas Krucien (Evidera) for data analysis, and Caitlin Thomas and Ella Brooks (Evidera) for research support. The authors meet criteria for authorship as recommended by the International Committee of Medical Journal Editors (ICMJE). The authors did not receive payment related to the development of the manuscript. Darren Chow, MSc, of MediTech Media, provided writing, editorial support, and formatting assistance, which was contracted and funded by Boehringer Ingelheim International GmbH (BI). BI was given the opportunity to review the manuscript for medical and scientific accuracy as well as intellectual property considerations. The analysis was supported and funded by BI.

*Funding:* This work was supported by BI.

*Disclosure statement:* C.B. has received consulting fees from Boehringer Ingelheim, Actelion and Eli Lilly. S.H. and

A.D. are employees of Evidera, a business unit of Pharmaceutical Product Development, LLC (PPD). S.H. is a minority stockholder of PPD as part of his employment with Evidera. A.-M.H.-V. has received research funding and/or consulting fees or other remuneration from Actelion, Boehringer Ingelheim, GlaxoSmithKline (GSK) and Roche. A.G. has received research funding from Pfizer and CSL Behring. Y.A. has consultancy relationships and/or has received research funding from Actelion, Bayer, Boehringer Ingelheim, ChemomAb, Genentech/Roche, Inventiva, Pfizer, Sanofi and Servier, in the area of potential treatments of scleroderma and its complications. E.C. has received consulting fees from Actelion and Boehringer Ingelheim. J.H.W.D. has consultancy relationships with Actelion, Active Biotech, AnaMar, ARXX, Bayer Pharma, Boehringer Ingelheim, Celgene, Galapagos, GSK, Inventiva, JB Therapeutics, Medac, Pfizer, RuiYi and UCB. J.H.W.D. has received research funding from AnaMar, Active Biotech, Array Biopharma, ARXX, aTyr, BMS, Bayer Pharma, Boehringer Ingelheim, Celgene, Galapagos, GSK, Inventiva, Novartis, Sanofi-Aventis, RedX and UCB, and is stock owner of 4D Science. E.H. has nothing to disclose. V.M.H. has consultancy relationships with Boehringer Ingelheim. N.H. has nothing to disclose. D.K. has received consultancy payments from Acceleron, Actelion, Amgen, Bayer, Blade Therapeutics, Boehringer Ingelheim, CSL Behring, Corbus, Galapagos, Genentech/Roche, Horizon, Merck, Mitsubishi Tanabe Pharma and United Therapeutics, is Chief Medical Officer of Eicos Sciences, Inc., and has stock options. M.-E.T. has received consulting fees or research funding from AbbVie, Actelion, Boehringer Ingelheim, Gilead/Galapagos, Lilly, Medac, Pfizer, Roche and UCB. U.A.W. has a consultancy relationship with Boehringer Ingelheim. M.A. is an employee of Boehringer Ingelheim. N.S. was an employee of Boehringer Ingelheim at the time of the study. L.A.S. has received research funding or has a consultancy relationship with Boehringer Ingelheim, CSL Behring, Mallinckrodt Pharmaceuticals, Eicos Sciences and United Therapeutics. O.D. has/had consultancy relationships with and/or has received research funding from or has served as a speaker for the following companies in the area of potential treatments for systemic sclerosis and its complications in the last three years: AbbVie, Acceleron, Alcimed, Amgen, AnaMar, Arxx, Baecon, Blade, Bayer, Boehringer Ingelheim, ChemomAb, Corbus, CSL Behring, Galapagos, Glenmark, GSK, Horizon (Curzion), Inventiva, iQvia, Kymera, Lupin, Medac, Medscape, Mitsubishi Tanabe, Novartis, Roche, Roivant, Sanofi, Serodapharm, Topadur and UCB. In addition, O.D. has been issued a patent for mir-29 research in the treatment of systemic sclerosis (US8247389, EP2331143).

*Ethics:* This study complies with the Declaration of Helsinki. The study protocol and informed consent forms were approved by the local ethics committee in each country. All patients provided online informed consent via tick box for participation in the study. Written informed consent was waived by the Institutional Review Board since data collection was anonymous.

## Data availability statement

The data underlying this article may be shared on reasonable request to the corresponding author and agreement by the sponsor for applied research that aligns with study participants' consent.

## Supplementary data

Supplementary data are available at *Rheumatology* online.

## References

- Elhai M, Meune C, Boubaya M *et al.*; EUSTAR group. Mapping and predicting mortality from systemic sclerosis. *Ann Rheum Dis* 2017;76:1897–905.
- Nihtyanova SI, Denton CP. Pathogenesis of systemic sclerosis associated interstitial lung disease. *J Scleroderma Relat Disorders* 2020;5:6–16.
- Saketkoo LA, Scholand MB, Lammi MR, Russell AM. Patient-reported outcome measures in systemic sclerosis-related interstitial lung disease for clinical practice and clinical trials. *J Scleroderma Relat Disord* 2020; 5:48–60.
- Furst DE, Fernandes AW, Iorga SR, Greth W, Bancroft T. Annual medical costs and healthcare resource use in patients with systemic sclerosis in an insured population. *J Rheumatol* 2012;39:2303–9.
- Chowaniec M, Skocznińska M, Sokolik R, Wiland P. Interstitial lung disease in systemic sclerosis: challenges in early diagnosis and management. *Reumatologia* 2018; 56:249–54.
- Hoffmann-Vold A-M, Maher TM, Philpot EE *et al.* The identification and management of interstitial lung disease in systemic sclerosis: evidence-based European consensus statements. *Lancet Rheumatol* 2020;2:e71–83.
- Adler S, Huscher D, Siegert E *et al.*; EUSTAR co-workers on behalf of the DeSSciper project research group within the EUSTAR network. Systemic sclerosis associated interstitial lung disease - individualized immunosuppressive therapy and course of lung function: results of the EUSTAR group. *Arthritis Res Ther* 2018;20:17.
- Roofeh D, Distler O, Allanore Y, Denton CP, Khanna D. Treatment of systemic sclerosis-associated interstitial lung disease: lessons from clinical trials. *J Scleroderma Relat Disorders* 2020;5:61–71.
- Kowal-Bielecka O, Fransen J, Avouac J *et al.*; EUSTAR Coauthors. Update of EULAR recommendations for the treatment of systemic sclerosis. *Ann Rheum Dis* 2017; 76:1327–39.
- van Laar JM, Farge D, Sont JK *et al.*; EBMT/EULAR Scleroderma Study Group. Autologous hematopoietic stem cell transplantation vs intravenous pulse cyclophosphamide in diffuse cutaneous systemic sclerosis: a randomized clinical trial. *JAMA* 2014;311:2490–8.
- Spierings J, Chiu YH, Voortman M, van Laar JM. Autologous stem-cell transplantation in systemic sclerosis-associated interstitial lung disease: early action in selected patients rather than escalation therapy for all. *Ther Adv Musculoskelet Dis* 2021;13: 1759720X211035196.
- Tashkin DP, Elashoff R, Clements PJ *et al.* Cyclophosphamide versus placebo in scleroderma lung disease. *N Engl J Med* 2006;354:2655–66.
- Tashkin DP, Roth MD, Clements PJ *et al.*; Scleroderma Lung Study II Investigators. Mycophenolate mofetil versus oral cyclophosphamide in scleroderma-related interstitial lung disease (SLS II): a randomised controlled, double-blind, parallel group trial. *Lancet Respir Med* 2016;4:708–19.
- Volkman ER, Tashkin DP. Treatment of systemic sclerosis-related interstitial lung disease: a review of existing and emerging therapies. *Ann Am Thorac Soc* 2016;13:2045–56.
- Khanna D, Lin CJF, Furst DE *et al.*; focuSSced investigators. Tocilizumab in systemic sclerosis: a randomised, double-blind, placebo-controlled, phase 3 trial. *Lancet Respir Med* 2020;8:963–74.
- Roche [Internet]. Roche's Actemra/RoActemra becomes the first biologic therapy approved by the FDA for slowing the rate of decline in pulmonary function in adults with systemic sclerosis-associated interstitial lung disease, a rare, debilitating condition. <https://www.roche.com/media/releases/med-cor-2021-03-05b.htm> (18 March 2021, date last accessed).
- Moradzadeh M, Aghaei M, Mehrbakhsh Z, Arab-Bafrani Z, Abdollahi N. Efficacy and safety of rituximab therapy in patients with systemic sclerosis disease (SSc): systematic review and meta-analysis. *Clin. Rheumatol* 2021;40:3897–918.
- Ebata E, Yoshizaki A, Oba K *et al.* Safety and efficacy of rituximab in systemic sclerosis (DESIREs): a double-blind, investigator-initiated, randomised, placebo-controlled trial. *Lancet Rheumatol* 2021;3:489–97.
- Distler O, Highland KB, Gahlemann M *et al.*; SENSICIS Trial Investigators. Nintedanib for systemic sclerosis-associated interstitial lung disease. *N Engl J Med* 2019; 380:2518–28.
- European Medicines Agency [Internet]. OFEV<sup>®</sup> (nintedanib): Summary of Product Characteristics. [Updated January 25, 2021]. [https://www.ema.europa.eu/en/documents/product-information/ofev-epar-product-information\\_en.pdf](https://www.ema.europa.eu/en/documents/product-information/ofev-epar-product-information_en.pdf) (26 April 2021, date last accessed).
- US Food & Drug Administration. OFEV<sup>®</sup> (nintedanib): prescribing information. [Updated October 28, 2020]. [https://www.accessdata.fda.gov/drugsatfda\\_docs/label/2020/205832s014lbl.pdf](https://www.accessdata.fda.gov/drugsatfda_docs/label/2020/205832s014lbl.pdf) (25 May 2021, date last accessed).
- Cheema TJ, Young M, Rabold E *et al.* Patient and physician perspectives on systemic sclerosis-associated interstitial lung disease. *Clin Med Insights Circ Respir Pulm Med* 2020;14:1179548420913281.
- El Aoufy K, Bruni C, Rasero L, Matucci-Cerinic M, Furst DE. Patient preferences for systemic sclerosis treatment: a descriptive study within an Italian cohort. *J. Scleroderma Relat Disorders* 2021;6:165–9.



- 24 Hoffmann-Vold AM, Allanore Y, Bendstrup E *et al.* The need for a holistic approach for SSc-ILD - achievements and ambiguity in a devastating disease. *Respir Res* 2020;21:197.
- 25 Bruni C, Tashkin DP, Steen V *et al.* Intravenous versus oral cyclophosphamide for lung and/or skin fibrosis in systemic sclerosis: an indirect comparison from EUSTAR and randomised controlled trials. *Clin Exp Rheumatol* 2020;38(Suppl 125(3)):161–8.
- 26 Saketkoo LA, Mittoo S, Frankel S *et al.*; OMERACT Connective Tissue Disease-Interstitial Lung Diseases Working Group. Reconciling healthcare professional and patient perspectives in the development of disease activity and response criteria in connective tissue disease-related interstitial lung diseases. *J Rheumatol* 2014;41:792–8.
- 27 Durand C, Eldoma M, Marshall DA, Bansback N, Hazlewood GS. Patient preferences for disease-modifying antirheumatic drug treatment in rheumatoid arthritis: a systematic review. *J. Rheumatol* 2020;47:176–87.
- 28 Soekhai V, de Bekker-Grob EW, Ellis AR, Vass CM. Discrete choice experiments in health economics: past, present and future. *Pharmacoeconomics* 2019;37:201–26.
- 29 Muhlbacher AC, Stoll M, Mahlich J, Nubling M. Patient preferences for HIV/AIDS therapy - a discrete choice experiment. *Health Econ Rev* 2013;3:14.
- 30 US Food and Drug Administration. Patient preference information – voluntary submission, review in premarket approval applications, humanitarian device exemption applications, and de novo requests, and inclusion in decision summaries and device labeling. Guidance for industry, food and drug administration staff, and other stakeholders. <https://www.fda.gov/media/92593/download> (6 April 2020, date last accessed).
- 31 Rose JM, Bliemer MCJ. Constructing efficient stated choice experimental designs. *Transport Rev* 2009;29:587–617.
- 32 Johnson FR, Yang J-C, Reed SD. The internal validity of discrete choice experiment data: a testing tool for quantitative assessments. *Value Health* 2019;22:157–60.
- 33 Ryan M, Watson V, Entwistle V. Rationalising the 'irrational': a think aloud study of discrete choice experiment responses. *Health Econ* 2009;18:321–36.
- 34 Carlsson F, Mørkbak MR, Olsen SB. The first time is the hardest: a test of ordering effects in choice experiments. *J Choice Model* 2012;5:19–37.
- 35 Manski CF. The structure of random utility models. *Theory Decis* 1977;8:229–54.
- 36 McFadden D. Conditional logit analysis of qualitative choice behavior. In: P Zarembka, ed. *Frontiers in econometrics*. New York: Academic Press, 1973: 106–42.
- 37 Hauber AB, González JM, Groothuis-Oudshoorn CG *et al.* Statistical methods for the analysis of discrete choice experiments: a report of the ISPOR conjoint analysis good research practices task force. *Value Health* 2016;19:300–15.
- 38 Hoffmann-Vold AM, Bendstrup E, Dimitroulas T *et al.* Identifying unmet needs in SSc-ILD by semi-qualitative in-depth interviews. *Rheumatology (Oxford)* 2021;60:5601–9.
- 39 Cottin V, Brown KK. Interstitial lung disease associated with systemic sclerosis (SSc-ILD). *Respir Res* 2019;20:13.
- 40 Frantz C, Huscher D, Avouac J *et al.*; EUSTAR co-authors. Outcomes of limited cutaneous systemic sclerosis patients: results on more than 12,000 patients from the EUSTAR database. *Autoimmun Rev* 2020;19:102452.
- 41 Mittoo S, Frankel S, LeSage D *et al.* Patient perspectives in OMERACT provide an anchor for future metric development and improved approaches to healthcare delivery in connective tissue disease related interstitial lung disease (CTD-ILD). *Curr Respir Med Rev* 2015;11:175–83.
- 42 Durheim MT, Hoffmann-Vold AM, Eagan TM *et al.* ILD-specific health-related quality of life in systemic sclerosis-associated ILD compared with IPF. *BMJ Open Respir Res* 2020;7:e000598.
- 43 Omair MA, Alahmadi A, Johnson SR. Safety and effectiveness of mycophenolate in systemic sclerosis. A systematic review. *PLoS One* 2015;10:e0124205.
- 44 Bridges JF, Hauber AB, Marshall D *et al.* Conjoint analysis applications in health—a checklist: a report of the ISPOR Good Research Practices for Conjoint Analysis Task Force. *Value Health* 2011;14:403–13.
- 45 Khanna D, Denton CP. Evidence-based management of rapidly progressing systemic sclerosis. *Best Pract Res Clin Rheumatol* 2010;24:387–400.
- 46 Spierings J, van Rhijn-Brouwer FCC, de Bresser CJM *et al.* Treatment decision-making in diffuse cutaneous systemic sclerosis: a patient's perspective. *Rheumatology (Oxford)* 2020;59:2052–61.
- 47 Khanna D, Ahmed M, Furst DE *et al.* Health values of patients with systemic sclerosis. *Arthritis Rheum* 2007;57:86–93.
- 48 Hensher DA. Hypothetical bias, choice experiments and willingness to pay. *Transport Res Part B Methodol* 2010;44:735–52.
- 49 Quaife M, Terris-Prestholt F, Di Tanna GL, Vickerman P. How well do discrete choice experiments predict health choices? A systematic review and meta-analysis of external validity. *Eur J Health Econ* 2018;19:1053–66.
- 50 Spierings J, Nienhuis H, van Lieshout E, van Laar JM, Pieterse AH. Information preferences about treatment options in diffuse cutaneous systemic sclerosis: a Delphi consensus study. *J Scleroderma Relat Disord* 2022;7:42–8.